

## Contents

### American National Standards

<b>Call for Comment on Standards Proposals</b> .....	<b>2</b>
<b>Call for Members (ANS Consensus Bodies)</b> .....	<b>14</b>
<b>Final Actions</b> .....	<b>16</b>
<b>Project Initiation Notification System (PINS)</b> .....	<b>20</b>
<b>ANSI-Accredited Standards Developers Contact Information</b> .....	<b>23</b>

### International Standards

<b>ISO Draft Standards</b> .....	<b>25</b>
<b>ISO Newly Published Standards</b> .....	<b>26</b>
<b>Registration of Organization Names in the U.S.</b> .....	<b>28</b>
<b>Proposed Foreign Government Regulations</b> .....	<b>28</b>
<b>Information Concerning</b> .....	<b>29</b>

## American National Standards

### Call for comment on proposals listed

This section solicits public comments on proposed draft new American National Standards, including the national adoption of ISO and IEC standards as American National Standards, and on proposals to revise, reaffirm or withdraw approval of existing American National Standards. A draft standard is listed in this section under the ANSI-accredited standards developer (ASD) that sponsors it and from whom a copy may be obtained. Comments in connection with a draft American National Standard must be submitted in writing to the ASD no later than the last day of the comment period specified herein. Such comments shall be specific to the section(s) of the standard under review and include sufficient detail so as to enable the reader to understand the commenter's position, concerns and suggested alternative language, if appropriate. Please note that the ANSI Executive Standards Council (ExSC) has determined that an ASD has the right to require that interested parties submit public review comments electronically, in accordance with the developer's procedures.

#### Ordering Instructions for "Call-for-Comment" Listings

1. **Order from the organization indicated for the specific proposal.**
2. **Use the full identification in your order, including the BSR prefix; for example, Electric Fuses BSR/SAE J554.**
3. **Include remittance with all orders.**
4. **BSR proposals will not be available after the deadline of call for comment.**

Comments should be addressed to the organization indicated, with a copy to the Board of Standards Review, American National Standards Institute, 25 West 43rd Street, New York, NY 10036. Fax: 212-840-2298; e-mail: [psa@ansi.org](mailto:psa@ansi.org)

\* Standard for consumer products

## Comment Deadline: July 7, 2013

### ASME (American Society of Mechanical Engineers)

#### Revision

BSR/ASME B16.15-201x, Cast Copper Alloy Threaded Fittings (revision of ANSI/ASME B16.15-2011)

This Standard covers cast Classes 125 and 250 copper alloy threaded pipe fittings with

provisions for substituting wrought copper alloys for plugs, bushings, caps, and couplings in small sizes. This Standard includes the following:

- (a) pressure-temperature ratings;
- (b) size and method of designating openings of reducing pipe fittings;
- (c) marking requirements;
- (d) minimum requirements for casting quality and materials;
- (e) dimensions and tolerances in SI (metric) and U.S. Customary units;
- (f) threading requirements; and
- (g) pressure test requirements Mandatory Appendix I provides table values in U.S. Customary units.

[Click here to view these changes in full](#)

Send comments (with copy to [psa@ansi.org](mailto:psa@ansi.org)) to: Carlton Ramcharran, (212) 591-7955, [ramcharranc@asme.org](mailto:ramcharranc@asme.org)

### NSF (NSF International)

#### Revision

BSR/NSF 140-201x (i20r2), Sustainability Assessment for Carpet (revision of ANSI/NSF 140-2012)

Issue 20 - This Standard can be used on any carpet product; however, it is intended to be used for evaluation of commercial carpet products by providing a product evaluation methodology that is additive to emerging commercial green building standards.

[Click here to view these changes in full](#)

Send comments (with copy to [psa@ansi.org](mailto:psa@ansi.org)) to: Mindy Costello, (734) 827-6819, [mcostello@nsf.org](mailto:mcostello@nsf.org)

### UL (Underwriters Laboratories, Inc.)

#### Revision

BSR/UL 82-201x, Standard for Safety for Electric Gardening Appliances (revision of ANSI/UL 82-2011)

This proposal covers: (1) Deletion of reference to asbestos, (2) Revisions to Battery Voltage Level Requirements.

[Click here to view these changes in full](#)

Send comments (with copy to [psa@ansi.org](mailto:psa@ansi.org)) to: Dale Ivery, (919) 549-0989, [Dale.Ivery@ul.com](mailto:Dale.Ivery@ul.com)

### UL (Underwriters Laboratories, Inc.)

#### Revision

BSR/UL 296A-201x, Standard for Safety for Waste Oil-Burning Air-Heating Appliances (revision of ANSI/UL 296A-2004 (R2012))

UL proposes revisions to UL 296A for boiler assemblies.

[Click here to view these changes in full](#)

Send comments (with copy to [psa@ansi.org](mailto:psa@ansi.org)) to: Nicolette Allen, (919) 549-0973, [Nicolette.Allen@ul.com](mailto:Nicolette.Allen@ul.com)

### UL (Underwriters Laboratories, Inc.)

#### Revision

BSR/UL 448B-201x, Standard for Safety for Residential Fire Pumps for One- and Two-Family Dwellings and Manufactured Homes (revision of ANSI/UL 448B-2008)

The following changes in requirements for UL 448B are being proposed:

- (1) Clarify and update requirements related to pump construction and performance testing.

[Click here to view these changes in full](#)

Send comments (with copy to [psa@ansi.org](mailto:psa@ansi.org)) to: Raymond Suga, (631) 546-2593, [raymond.m.suga@ul.com](mailto:raymond.m.suga@ul.com)

### UL (Underwriters Laboratories, Inc.)

#### Revision

BSR/UL 1447-201x, Standard for Safety for Electric Lawn Mowers (revision of ANSI/UL 1447-2011)

UL is proposing a revision to the battery voltage level requirements for battery-operated lawn mowers.

[Click here to view these changes in full](#)

Send comments (with copy to [psa@ansi.org](mailto:psa@ansi.org)) to: Dale Ivery, (919) 549-0989, [Dale.Ivery@ul.com](mailto:Dale.Ivery@ul.com)

### UL (Underwriters Laboratories, Inc.)

#### Revision

BSR/UL 2238-201x, Cable Assemblies and Fittings for Industrial Control and Signal Distribution (revision of ANSI/UL 2238-2013)

- (1) Adding end-project flame test for an enclosure of a valve fitting.

[Click here to view these changes in full](#)

Send comments (with copy to [psa@ansi.org](mailto:psa@ansi.org)) to: Megan VanHeirseesele, (847) 664-2881, [Megan.M.VanHeirseesele@ul.com](mailto:Megan.M.VanHeirseesele@ul.com)

### UL (Underwriters Laboratories, Inc.)

#### Revision

BSR/UL 8750-201x, Standard for Safety for Light Emitting Diode (LED) Equipment for Use in Lighting Products (revision of ANSI/UL 8750-2012b)

The following topics for the Standard for Light Emitting Diode (LED) Equipment for Use in Lighting Products, UL 8750, are being recirculated:

- (1) Add requirements for dimmable LED drivers for use with solid-state dimming controls electrically wired in series with the mains supply.

[Click here to view these changes in full](#)

Send comments (with copy to [psa@ansi.org](mailto:psa@ansi.org)) to: Heather Sakellariou, (847) 664-2346, [Heather.Sakellariou@ul.com](mailto:Heather.Sakellariou@ul.com)

## Comment Deadline: July 22, 2013

### ASTM (ASTM International)

#### New Standard

BSR/ASTM WK21343-201x, Test Method for Evaluating the Ability of Exterior Vents to Resist the Entry of Embers and Flames Resulting from Wildfire (new standard)

[http://www.astm.org/ANSI\\_SA](http://www.astm.org/ANSI_SA)

Single copy price: Free

Obtain an electronic copy from: [kwilson@astm.org](mailto:kwilson@astm.org)

Order from: [accrediation@astm.org](mailto:accrediation@astm.org)

Send comments (with copy to [psa@ansi.org](mailto:psa@ansi.org)) to: Same

**ASTM (ASTM International)*****New Standard***

BSR/ASTM WK22660-201x, Test Method for Fire Test of Non-Mechanical Fire Dampers Used in Vented Construction (new standard)

[http://www.astm.org/ANSI\\_SA](http://www.astm.org/ANSI_SA)

Single copy price: Free

Obtain an electronic copy from: [kwilson@astm.org](mailto:kwilson@astm.org)

Order from: [accreditation@astm.org](mailto:accreditation@astm.org)

Send comments (with copy to [psa@ansi.org](mailto:psa@ansi.org)) to: Same

**ASTM (ASTM International)*****New Standard***

BSR/ASTM WK27664-201x, Guide for the Evaluation of New Fuels and New Fuel Additives for Use in Aviation Spark-Ignition Engines and Associated Aircraft Installation (new standard)

[http://www.astm.org/ANSI\\_SA](http://www.astm.org/ANSI_SA)

Single copy price: Free

Obtain an electronic copy from: [kwilson@astm.org](mailto:kwilson@astm.org)

Order from: [accreditation@astm.org](mailto:accreditation@astm.org)

Send comments (with copy to [psa@ansi.org](mailto:psa@ansi.org)) to: [accreditation@astm.org](mailto:accreditation@astm.org)

**ASTM (ASTM International)*****Revision***

BSR/ASTM E84-201x, Test Method for Surface Burning Characteristics of Building Materials (revision of ANSI/ASTM E84-2013)

[http://www.astm.org/ANSI\\_SA](http://www.astm.org/ANSI_SA)

Single copy price: Free

Obtain an electronic copy from: [kwilson@astm.org](mailto:kwilson@astm.org)

Order from: [accreditation@astm.org](mailto:accreditation@astm.org)

Send comments (with copy to [psa@ansi.org](mailto:psa@ansi.org)) to: Same

**ASTM (ASTM International)*****Revision***

BSR/ASTM E119-201x, Test Methods for Fire Tests of Building Construction and Materials (revision of ANSI/ASTM E119-2012a)

[http://www.astm.org/ANSI\\_SA](http://www.astm.org/ANSI_SA)

Single copy price: Free

Obtain an electronic copy from: [kwilson@astm.org](mailto:kwilson@astm.org)

Order from: [accreditation@astm.org](mailto:accreditation@astm.org)

Send comments (with copy to [psa@ansi.org](mailto:psa@ansi.org)) to: Same

**ASTM (ASTM International)*****Revision***

BSR/ASTM E329-201x, Specification for Agencies Engaged in Construction Inspection, Testing, or Special Inspection (revision of ANSI/ASTM E329-2011c)

[http://www.astm.org/ANSI\\_SA](http://www.astm.org/ANSI_SA)

Single copy price: Free

Obtain an electronic copy from: [kwilson@astm.org](mailto:kwilson@astm.org)

Order from: [accreditation@astm.org](mailto:accreditation@astm.org)

Send comments (with copy to [psa@ansi.org](mailto:psa@ansi.org)) to: Same

**ASTM (ASTM International)*****Revision***

BSR/ASTM E662-201x, Test Method for Specific Optical Density of Smoke Generated by Solid Materials (revision of ANSI/ASTM E662-2013)

[http://www.astm.org/ANSI\\_SA](http://www.astm.org/ANSI_SA)

Single copy price: Free

Obtain an electronic copy from: [kwilson@astm.org](mailto:kwilson@astm.org)

Order from: [accreditation@astm.org](mailto:accreditation@astm.org)

Send comments (with copy to [psa@ansi.org](mailto:psa@ansi.org)) to: Same

**ASTM (ASTM International)*****Revision***

BSR/ASTM E1302-201x, Guide for Acute Animal Toxicity Testing of Water-Miscible Metalworking Fluids (revision of ANSI/ASTM E1302-2012)

[http://www.astm.org/ANSI\\_SA](http://www.astm.org/ANSI_SA)

Single copy price: Free

Obtain an electronic copy from: [kwilson@astm.org](mailto:kwilson@astm.org)

Order from: [accreditation@astm.org](mailto:accreditation@astm.org)

Send comments (with copy to [psa@ansi.org](mailto:psa@ansi.org)) to: Same

**ASTM (ASTM International)*****Revision***

BSR/ASTM E1529-201x, Test Methods for Determining Effects of Large Hydrocarbon Pool Fires on Structural Members and Assemblies (revision of ANSI/ASTM E1529-2010b)

[http://www.astm.org/ANSI\\_SA](http://www.astm.org/ANSI_SA)

Single copy price: Free

Obtain an electronic copy from: [kwilson@astm.org](mailto:kwilson@astm.org)

Order from: [accreditation@astm.org](mailto:accreditation@astm.org)

Send comments (with copy to [psa@ansi.org](mailto:psa@ansi.org)) to: Same

**ASTM (ASTM International)*****Revision***

BSR/ASTM E2563-201x, Test Method for Enumeration of Non-Tuberculosis Mycobacteria in Aqueous Metalworking Fluids by Plate Count Method (revision of ANSI/ASTM E2563-2007)

[http://www.astm.org/ANSI\\_SA](http://www.astm.org/ANSI_SA)

Single copy price: Free

Obtain an electronic copy from: [kwilson@astm.org](mailto:kwilson@astm.org)

Order from: [accreditation@astm.org](mailto:accreditation@astm.org)

Send comments (with copy to [psa@ansi.org](mailto:psa@ansi.org)) to: Same

**ASTM (ASTM International)*****Revision***

BSR/ASTM E2564-201x, Test Method for Enumeration of Mycobacteria in Metalworking Fluids by Direct Microscopic Counting (DMC) Method (revision of ANSI/ASTM E2564-2011)

[http://www.astm.org/ANSI\\_SA](http://www.astm.org/ANSI_SA)

Single copy price: Free

Obtain an electronic copy from: [kwilson@astm.org](mailto:kwilson@astm.org)

Order from: [accreditation@astm.org](mailto:accreditation@astm.org)

Send comments (with copy to [psa@ansi.org](mailto:psa@ansi.org)) to: Same

**ASTM (ASTM International)****Revision**

BSR/ASTM E2837-201x, Test Method for Determining the Fire Resistance of Continuity Head-of-Wall Joint Systems Installed Between Rated Wall Assemblies and Nonrated Horizontal Assemblies (revision of ANSI/ASTM E2837-2011)

[http://www.astm.org/ANSI\\_SA](http://www.astm.org/ANSI_SA)

Single copy price: Free

Obtain an electronic copy from: [kwilson@astm.org](mailto:kwilson@astm.org)

Order from: [accrediation@astm.org](mailto:accrediation@astm.org)

Send comments (with copy to [psa@ansi.org](mailto:psa@ansi.org)) to: Same

**ASTM (ASTM International)****Revision**

BSR/ASTM F2508-201x, Practice for Validation, Calibration, and Certification of Walkway Tribometers Using Reference Surfaces (revision of ANSI/ASTM F2508-2013)

[http://www.astm.org/ANSI\\_SA](http://www.astm.org/ANSI_SA)

Single copy price: Free

Obtain an electronic copy from: [kwilson@astm.org](mailto:kwilson@astm.org)

Order from: [accrediation@astm.org](mailto:accrediation@astm.org)

Send comments (with copy to [psa@ansi.org](mailto:psa@ansi.org)) to: Same

**AWWA (American Water Works Association)****Revision**

BSR/AWWA C104/A21.4-201x, Cement-Mortar Lining for Ductile-Iron Pipe and Fittings (revision and redesignation of ANSI/AWWA C104-2008)

This standard describes shop-applied, cement-mortar linings specified in the ANSI/AWWA C100/A21 series of standards for ductile-iron pipe and ductile-iron and gray-iron fittings for potable water, raw water, wastewater, and reclaimed water systems and is intended to be used as a supplement to those standards.

Single copy price: \$20.00

Obtain an electronic copy from: [vdauid@awwa.org](mailto:vdauid@awwa.org)

Order from: Paul Olson, (303) 347-6178, [polson@awwa.org](mailto:polson@awwa.org); [vdauid@awwa.org](mailto:vdauid@awwa.org)

Send comments (with copy to [psa@ansi.org](mailto:psa@ansi.org)) to: Same

**HI (Hydraulic Institute)****Revision**

BSR/HI 1.3-201x, Rotodynamic Centrifugal Pumps for Design and Application (revision of ANSI/HI 1.3-2009)

This standard provides the reader with information regarding the application of Rotodynamic (centrifugal and regenerative turbine) pumps of all industrial/commercial types except vertical single and multistage diffuser types, for various services. No attempt has been made to cover all phases of centrifugal pump application, but an endeavor has been made to point out some of the principal features of pumps and the precautions which should be taken in their use.

Single copy price: \$155.00

Obtain an electronic copy from: [kanderson@pumps.org](mailto:kanderson@pumps.org)

Order from: Karen Anderson, (973) 267-9700 Ext 123, [kanderson@pumps.org](mailto:kanderson@pumps.org)

Send comments (with copy to [psa@ansi.org](mailto:psa@ansi.org)) to: Same

**HL7 (Health Level Seven)****New Standard**

BSR/HL7 V3 CSP, R1-201x, HL7 Version 3 Standard: Clinical Statement Pattern, Release 1 (new standard)

Clinical Statement provides a model that can be used by various disciplines to propagate commonality in the core clinical modeling space. Updates to the Clinical Statement DSTU to complete alignment with Pharmacy models. Those changes will complete the scope of planned changes to the DSTU, and allow the model to be submitted for Normative ballot.

Single copy price: Free (HL7 members); Free to non-members 30 days following ANSI approval and publication

Obtain an electronic copy from: [Karenvan@HL7.org](mailto:Karenvan@HL7.org)

Order from: Karen Van Hentenryck, (734) 677-7777 Ext 104, [Karenvan@HL7.org](mailto:Karenvan@HL7.org)

Send comments (with copy to [psa@ansi.org](mailto:psa@ansi.org)) to: Same

**HL7 (Health Level Seven)****New Standard**

BSR/HL7 V3 ISODT, R1-200x, HL7 Version 3 Standard: XML Implementation Technology Specification, R2: ISO Harmonized Data Types, Release 1 (new standard)

This document is the base Data Types shared and jointly balloted between ISO, CEN, and HL7. In HL7 terms, it is in effect Release 2 of the XML ITS datatypes.

Single copy price: Free (HL7 members); Free to non-members 3 months following ANSI approval and publication

Obtain an electronic copy from: [Karenvan@HL7.org](mailto:Karenvan@HL7.org)

Order from: Karen Van Hentenryck, (734) 677-7777 Ext 104, [Karenvan@HL7.org](mailto:Karenvan@HL7.org)

Send comments (with copy to [psa@ansi.org](mailto:psa@ansi.org)) to: Same

**HL7 (Health Level Seven)****New Standard**

BSR/HL7 V3 TR AB, R1-201x, HL7 Version 3 Standard: Abstract Transport Specification, Release 1 (new standard)

The Abstract Transports Specification (ATS) describes the functional characteristics of the messaging infrastructures that are of general interest to HL7 applications, such as reliable messaging, delivery assurances, addressing, etc., and logical devices, such as gateways and bridges, which participate in the movement of composite messages between senders and receivers.

Single copy price: Free (HL7 members); Free to non-members 30 days following ANSI approval and publication

Obtain an electronic copy from: [Karenvan@HL7.org](mailto:Karenvan@HL7.org)

Order from: Karen Van Hentenryck, (734) 677-7777 Ext 104, [Karenvan@HL7.org](mailto:Karenvan@HL7.org)

Send comments (with copy to [psa@ansi.org](mailto:psa@ansi.org)) to: Same

**HL7 (Health Level Seven)****New Standard**

BSR/HL CDAR2IG HAIRPT, R1-201x, HL7 Implementation Guide for CDA (R) Release 2 - Level 3: Healthcare Associated Infection Reports, Release 1 - US Realm (new standard)

With cooperation from CDC and Healthcare Associated Infections (HAI) software vendors, this project will develop an implementation guide constraining CDA Release 2. The implementation guide will support electronic submission of HAI data to the National Healthcare Safety Network.

Single copy price: Free (HL7 members); Free to non-members 30 days following ANSI approval and publication

Obtain an electronic copy from: [Karenvan@HL7.org](mailto:Karenvan@HL7.org)

Order from: Karen Van Hentenryck, (734) 677-7777 Ext 104, [Karenvan@HL7.org](mailto:Karenvan@HL7.org)

Send comments (with copy to [psa@ansi.org](mailto:psa@ansi.org)) to: Same

**HL7 (Health Level Seven)****New Standard**

BSR/HL7V3 CDISC2MSG SP, R1-201x, HL7 Version 3 Standard: Regulated Studies; CDISC Content to Message - Study Participation, Release 1 (new standard)

The Study Participation message is intended transmit information about all experimental subjects, investigators, and other relevant entities that are involved in the conduct of an individual clinical study. This information is often provided: (1) At the start of the study; (2) As part of a subsequent update on that study; or (3) As part of the final study report. Messages could contain some or all of the following information: (1) The organizations involved within the study (e.g., sponsor, IND holders, CROs, central labs, safety monitoring boards, data management organizations, etc.); (2) Subject demographics; (3) Subject disposition information; and (4) Investigator participation.

Single copy price: Free (HL7 members); Free to non-members 30 days following ANSI approval and publication

Obtain an electronic copy from: [Karenvan@HL7.org](mailto:Karenvan@HL7.org)

Order from: Karen Van Hentenryck, (734) 677-7777 Ext 104, [Karenvan@HL7.org](mailto:Karenvan@HL7.org)

Send comments (with copy to [psa@ansi.org](mailto:psa@ansi.org)) to: Same

**HL7 (Health Level Seven)****New Standard**

BSR/HL7V3IG SOA KM INFOBUTTON, R1-201x, HL7 Version 3 Implementation Guide: Context-Aware Knowledge Retrieval (Infobutton) - Service-Oriented Architecture Implementation Guide, Release 1 (new standard)

The scope of this project is to produce a normative version of the Infobutton SOA implementation guide, which has been available as a DSTU for a 2-year period. The DSTU expires in March 2013. This document specifies the following: (1) REST implementations for infobutton capabilities and (2) Knowledge response payload based on the Atom Standard.

Single copy price: Free (HL7 members); Free to non-members 30 days following ANSI approval and publication

Obtain an electronic copy from: [Karenvan@HL7.org](mailto:Karenvan@HL7.org)

Order from: Karen Van Hentenryck, (734) 677-7777 Ext 104, [Karenvan@HL7.org](mailto:Karenvan@HL7.org)

Send comments (with copy to [psa@ansi.org](mailto:psa@ansi.org)) to: Same

**HL7 (Health Level Seven)****Revision**

BSR/HL7 V3 RIM, R6-201x, HL7 Version 3 Standard:Reference Information Model, Release 6 (revision and redesignation of ANSI/HL7 V3 RIM, R5 -2013)

The HL7 Reference Information Model (RIM) is the foundation from which all HL7 V3 information models must be derived. This American National Standard is maintained using the ANSI "continuous maintenance" process, whereby updates to the RIM are balloted annually within HL7. This is the fifth such annual update, resulting in RIM Release 6. Material changes will be noted in the "Notes to Balloters" section of the preface. The Scope of this ballot will be limited to those elements of the RIM or its controlling Vocabulary that have been adopted in Harmonization since May 2012.

Single copy price: Free (HL7 members); Free to non-members 3 months following ANSI approval and publication

Obtain an electronic copy from: [Karenvan@HL7.org](mailto:Karenvan@HL7.org)

Order from: Karen Van Hentenryck, (734) 677-7777 Ext 104, [Karenvan@HL7.org](mailto:Karenvan@HL7.org)

Send comments (with copy to [psa@ansi.org](mailto:psa@ansi.org)) to: Same

**HL7 (Health Level Seven)****Revision**

BSR/HL7 V3 XMLITSSTR, R2-201x, HL7 Version 3 Standard: XML Implementation Technology Specification - V3 Structures, Release 2 (revision of ANSI/HL7 V3 XMLITSSTR, R1-2005)

The document is now being published as the second release of the XML Implementation Technology Specification (XML ITS). This builds on the framework of the XML ITS R1, and introduces the following new features: # references the ISO datatypes, that serves as release 2 of the datatypes for the XML Implementation Technology Specification. # includes the informal extension mechanism that has been introduced in the XML Implementation Technology Specification release 1.1, allowing for the inclusion of informal extensions in the HL7 namespace. To support easier version migration, # default values for non-structural attributes must be included in the instance.

Single copy price: Free (HL7 members); Free to non-members 3 months following ANSI approval and publication

Obtain an electronic copy from: [Karenvan@HL7.org](mailto:Karenvan@HL7.org)

Order from: Karen Van Hentenryck, (734) 677-7777 Ext 104, [Karenvan@HL7.org](mailto:Karenvan@HL7.org)

Send comments (with copy to [psa@ansi.org](mailto:psa@ansi.org)) to: Same

**ITI (INCITS) (InterNational Committee for Information Technology Standards)****Reaffirmation**

INCITS/ISO/IEC 2382-1-1993 (R201x), Information technology - Vocabulary - Part 1: Fundamental Terms (reaffirmation of INCITS/ISO/IEC 2382-1-1993 (R2008))

Presents, in English and French, 144 terms in the following fields: general terms, information representation, hardware, software, programming, applications and end user, computer security, and data management. In order to facilitate their translation into other languages, the definitions are drafted so as to avoid, as far as possible, any peculiarity attached to the language.

Single copy price: \$30.00

Obtain an electronic copy from: <http://www.incits.org> or <http://webstore.ansi.org>

Order from: Global Engineering Documents, (800) 854-7179, [www.global.ihs.com](http://www.global.ihs.com)

Send comments (with copy to [psa@ansi.org](mailto:psa@ansi.org)) to: Rachel Porter, 202-626-5741, [rporter@itic.org](mailto:rporter@itic.org)

## ITI (INCITS) (InterNational Committee for Information Technology Standards)

### Reaffirmation

INCITS/ISO/IEC 2382-2-1976 (R201x), Information technology - Vocabulary - Part 2: Arithmetic and logic operations (reaffirmation of INCITS/ISO/IEC 2382-2-1976 (R2008))

Facilitates the international communication in information processing. Provides selected English and French terms and their definitions in the field of mathematics and logic. The terms relating to numeric values are dealt with under the aspect of computing techniques as for arithmetic and logical operations.

Single copy price: \$30.00

Obtain an electronic copy from: <http://www.incits.org> or <http://webstore.ansi.org>

Order from: Global Engineering Documents, (800) 854-7179, [www.global.ihs.com](http://www.global.ihs.com)

Send comments (with copy to [psa@ansi.org](mailto:psa@ansi.org)) to: Rachel Porter, 202-626-5741, [rporter@itic.org](mailto:rporter@itic.org)

## ITI (INCITS) (InterNational Committee for Information Technology Standards)

### Reaffirmation

INCITS/ISO/IEC 2382-3-1987 (R201x), Information technology - Vocabulary - Part 3: Equipment technology (reaffirmation of INCITS/ISO/IEC 2382-3-1987 (R2008))

Supports the international communication in information processing. Provides selected English and French terms and their definitions in the field of circuits and signals, modes of operation and processing and also functional design and logic devices.

Single copy price: \$30.00

Obtain an electronic copy from: <http://www.incits.org> or <http://webstore.ansi.org>

Order from: Global Engineering Documents, (800) 854-7179, [www.global.ihs.com](http://www.global.ihs.com)

Send comments (with copy to [psa@ansi.org](mailto:psa@ansi.org)) to: Rachel Porter, 202-626-5741, [rporter@itic.org](mailto:rporter@itic.org)

## ITI (INCITS) (InterNational Committee for Information Technology Standards)

### Reaffirmation

INCITS/ISO/IEC 2382-9-1995 (R201x), Information technology - Vocabulary - Part 9: Data Communication (reaffirmation of INCITS/ISO/IEC 2382-9-1995 (R2008))

Is intended to facilitate international communication in data communication. Presents, in two languages, terms and definitions of selected concepts relevant to the field of data communication and identifies relationships among the entries.

Single copy price: \$30.00

Obtain an electronic copy from: <http://www.incits.org> or <http://webstore.ansi.org>

Order from: Global Engineering Documents, (800) 854-7179, [www.global.ihs.com](http://www.global.ihs.com)

Send comments (with copy to [psa@ansi.org](mailto:psa@ansi.org)) to: Rachel Porter, 202-626-5741, [rporter@itic.org](mailto:rporter@itic.org)

## ITI (INCITS) (InterNational Committee for Information Technology Standards)

### Reaffirmation

INCITS/ISO/IEC 2382-10-1979 (R201x), Information technology - Vocabulary - Part 10: Operating techniques & facilities (reaffirmation of INCITS/ISO/IEC 2382-10-1979 (R2008))

Supports the international communication in information processing. Provides selected English and French terms and their definitions in the main fields of data processing including the used basic processes and device types, of the organization and representation of data, computer programming and operation, input and output devices and peripheral units as well as special applications.

Single copy price: \$30.00

Obtain an electronic copy from: <http://www.incits.org> or <http://webstore.ansi.org>

Order from: Global Engineering Documents, (800) 854-7179, [www.global.ihs.com](http://www.global.ihs.com)

Send comments (with copy to [psa@ansi.org](mailto:psa@ansi.org)) to: Rachel Porter, 202-626-5741, [rporter@itic.org](mailto:rporter@itic.org)

## ITI (INCITS) (InterNational Committee for Information Technology Standards)

### Reaffirmation

INCITS/ISO/IEC 2382-12-1988 (R201x), Information technology - Vocabulary - Part 12: Peripheral equipment (reaffirmation of INCITS/ISO/IEC 2382-12-1988 (R2008))

Facilitates the international communication in information processing. Provides selected English and French terms and their definitions in the field of data media, storage devices as well as magnetic tapes and printers.

Single copy price: \$30.00

Obtain an electronic copy from: <http://www.incits.org> or <http://webstore.ansi.org>

Order from: Global Engineering Documents, (800) 854-7179, [www.global.ihs.com](http://www.global.ihs.com)

Send comments (with copy to [psa@ansi.org](mailto:psa@ansi.org)) to: Rachel Porter, 202-626-5741, [rporter@itic.org](mailto:rporter@itic.org)

## ITI (INCITS) (InterNational Committee for Information Technology Standards)

### Reaffirmation

INCITS/ISO/IEC 18035-2003 (R201x), Information technology - Icon symbols and functions for controlling multimedia software applications (reaffirmation of INCITS/ISO/IEC 18035-2003 (R2008))

ISO/IEC 18035:2002 defines a consistent set of icons and related functions that are represented by multimedia applications on a computer screen and that users interact with to control such applications. It describes controls applying to such functions as: Play, Pause, Stop, Rewind, Scan forward, Scan backward, Replay backward, Loop, Go to beginning, Go to previous, Go to next, Go to end, Set volume, and Mute.

Single copy price: \$30.00

Obtain an electronic copy from: <http://www.incits.org> or <http://webstore.ansi.org>

Order from: Global Engineering Documents, (800) 854-7179, [www.global.ihs.com](http://www.global.ihs.com)

Send comments (with copy to [psa@ansi.org](mailto:psa@ansi.org)) to: Rachel Porter, 202-626-5741, [rporter@itic.org](mailto:rporter@itic.org)

## ITI (INCITS) (InterNational Committee for Information Technology Standards)

### Reaffirmation

INCITS/ISO/IEC 19796-1-2008 (R201x), Information technology - Learning, education and training - Quality management, assurance and metrics - Part 1: General approach (reaffirmation of INCITS/ISO/IEC 19796-1-2008)

ISO/IEC 19796-1:2005 is a framework to describe, compare, analyze, and implement quality management and quality assurance approaches. It will serve to compare different existing approaches and to harmonize these towards a common quality model. The main aspect is the Reference Framework for the Description of Quality Approaches (RFDQ).

Single copy price: \$30.00

Obtain an electronic copy from: <http://www.incits.org> or <http://webstore.ansi.org>

Order from: Global Engineering Documents, (800) 854-7179, [www.global.ihs.com](http://www.global.ihs.com)

Send comments (with copy to [psa@ansi.org](mailto:psa@ansi.org)) to: Rachel Porter, 202-626-5741, [rporter@itic.org](mailto:rporter@itic.org)

## ITI (INCITS) (InterNational Committee for Information Technology Standards)

### Reaffirmation

INCITS/ISO/IEC 23651-2003 (R201x), Information technology - 8 mm wide magnetic tape cartridge for information interchange - Helical scan recording - AIT-3 format (reaffirmation of INCITS/ISO/IEC 23651-2003 (R2008))

ISO/IEC 23651:2003 specifies the physical and magnetic characteristics of an 8-mm-wide magnetic tape cartridge containing a memory chip to enable physical interchange of such cartridges between drives. It also specifies the quality of the recorded signals, the recording method and the recorded format - called Advanced Intelligent Tape No. 3 (AIT-3 format) - thereby allowing data interchange between drives by means of such magnetic tape cartridges.

Single copy price: \$30.00

Obtain an electronic copy from: <http://www.incits.org> or <http://webstore.ansi.org>

Order from: Global Engineering Documents, (800) 854-7179, [www.global.ihs.com](http://www.global.ihs.com)

Send comments (with copy to [psa@ansi.org](mailto:psa@ansi.org)) to: Rachel Porter, 202-626-5741, [rporter@itic.org](mailto:rporter@itic.org)

## ITI (INCITS) (InterNational Committee for Information Technology Standards)

### Reaffirmation

INCITS/ISO/IEC 23988-2008 (R201x), Information Technology - A code of practice for the use of information technology (IT) in the delivery of assessments (reaffirmation of INCITS/ISO/IEC 23988-2008)

Growth in the power and capabilities of information technology (IT) has led to the increasing use of IT to deliver, score and record responses of tests and assessments in a wide range of educational and other contexts. Suitably used, IT delivery offers advantages of speed and efficiency, better feedback and improvements in validity and reliability, but its increased use has raised issues about the security and fairness of IT-delivered assessments, as well as resulting in a wide range of different practices.

Single copy price: \$30.00

Obtain an electronic copy from: <http://www.incits.org> or <http://webstore.ansi.org>

Order from: Global Engineering Documents, (800) 854-7179, [www.global.ihs.com](http://www.global.ihs.com)

Send comments (with copy to [psa@ansi.org](mailto:psa@ansi.org)) to: Rachel Porter, 202-626-5741, [rporter@itic.org](mailto:rporter@itic.org)

## ITI (INCITS) (InterNational Committee for Information Technology Standards)

### Reaffirmation

INCITS/ISO/IEC 24703-2008 (R201x), Information technology - Learning, education and training - Participant identifiers (reaffirmation of INCITS/ISO/IEC 24703-2008)

Defines the datatype of identifiers that can be associated with participants in learning, education, and training. Participants may be users, teachers, agents, groups, organizations, or institutions.

Single copy price: \$30.00

Obtain an electronic copy from: <http://www.incits.org> or <http://webstore.ansi.org>

Order from: Global Engineering Documents, (800) 854-7179, [www.global.ihs.com](http://www.global.ihs.com)

Send comments (with copy to [psa@ansi.org](mailto:psa@ansi.org)) to: Rachel Porter, 202-626-5741, [rporter@itic.org](mailto:rporter@itic.org)

## ITI (INCITS) (InterNational Committee for Information Technology Standards)

### Stabilized Maintenance

BSR INCITS 175-1999 (S201x), 19-mm Type ID-1 Recorded Instrumentation - Digital Cassette Tape Form (stabilized maintenance of ANSI INCITS 175-1999 (R2008))

Establishes the format of information on 19-mm type ID-1 instrumentation digital cassettes. It specifies the dimensions and locations of the helical data, control, time code, and annotation tracks. Also, it defines the format and recording requirements of the data blocks forming the helical data record containing digital instrumentation and other associated data and specifies the content, format, and recording method for the control record. This standard also specifies the recording requirements for the longitudinal records contained in the annotation and the time code tracks.

Single copy price: \$30.00

Obtain an electronic copy from: <http://www.incits.org> or <http://webstore.ansi.org>

Order from: Global Engineering Documents, (800) 854-7179, [www.global.ihs.com](http://www.global.ihs.com)

Send comments (with copy to [psa@ansi.org](mailto:psa@ansi.org)) to: Rachel Porter, 202-626-5741, [rporter@itic.org](mailto:rporter@itic.org)

## ITI (INCITS) (InterNational Committee for Information Technology Standards)

### Stabilized Maintenance

BSR INCITS 184-1993 (S201x), Fiber Distributed Data Interface (FDDI) Single Mode Physical Layer Medium Dependent (SMF-PMD) (stabilized maintenance of ANSI INCITS 184-1993 (S2008))

This standard specifies a media-level, point-to-point, 12-channel, full-duplex, electrical/optical interface, with each channel operating at 500 Mbit/s or 1 Gbit/s. Multimode (MM) fiber cables, and single-mode (SM) fiber cables, are used for distances up to 1 km when carrying the HIPPI-6400-PH protocol. Differential signals are used on the electrical side.

Single copy price: \$30.00

Obtain an electronic copy from: <http://www.incits.org> or <http://webstore.ansi.org>

Order from: Global Engineering Documents, (800) 854-7179, [www.global.ihs.com](http://www.global.ihs.com)

Send comments (with copy to [psa@ansi.org](mailto:psa@ansi.org)) to: Rachel Porter, 202-626-5741, [rporter@itic.org](mailto:rporter@itic.org)

## ITI (INCITS) (InterNational Committee for Information Technology Standards)

### **Stabilized Maintenance**

BSR INCITS 311-1998 (S201x), Magnetic Tape Format for Information Interchange, 128-Track, Parallel Serpentine, 12.65 mm (1/2 in), 3400 bpmm (86 360 bpi) Run Length Limited Recording (stabilized maintenance of ANSI INCITS 311-1998 (R2008))

Provides the requirements for a 128-track tape format to be used for information interchange of data between information processing systems, communication systems, and associated equipment using standard code as agreed upon by the interchange parties. Deals solely with the requirements for recording, with provision made for using a processing algorithm, on magnetic tape.

Single copy price: \$30.00

Obtain an electronic copy from: <http://www.incits.org> or <http://webstore.ansi.org>

Order from: Global Engineering Documents, (800) 854-7179, [www.global.ihs.com](http://www.global.ihs.com)

Send comments (with copy to [psa@ansi.org](mailto:psa@ansi.org)) to: Rachel Porter, 202-626-5741, [rporter@itic.org](mailto:rporter@itic.org)

## ITI (INCITS) (InterNational Committee for Information Technology Standards)

### **Stabilized Maintenance**

BSR INCITS 312-1998 (S201x), Magnetic Tape Cartridge 0.50 in (12.65 mm), Serial Serpentine, 112-Track, 81 600 bpi (3213 bpmm), DLT4 Format (stabilized maintenance of ANSI INCITS 312-1998 (R2008))

Provides the requirements for a tape cartridge to be used for information interchange among information-processing systems, communication systems, and associated equipment utilizing a standard code for information interchange as agreed upon by the interchange parties. Deals with the requirements for the unrecorded cartridge and for recording on the enclosed magnetic tape

Single copy price: \$30.00

Obtain an electronic copy from: <http://www.incits.org> or <http://webstore.ansi.org>

Order from: Global Engineering Documents, (800) 854-7179, [www.global.ihs.com](http://www.global.ihs.com)

Send comments (with copy to [psa@ansi.org](mailto:psa@ansi.org)) to: Rachel Porter, 202-626-5741, [rporter@itic.org](mailto:rporter@itic.org)

## ITI (INCITS) (InterNational Committee for Information Technology Standards)

### **Stabilized Maintenance**

BSR INCITS 315-1998 (S201x), Unrecorded magnetic tape cartridge for information interchange, 12.65 mm (0.498 in), 128-track, parallel serpentine, 2550 ftpmm (64 770 ftpi) (stabilized maintenance of ANSI INCITS 315-1998 (R2008))

Provides the requirements for an unrecorded tape cartridge to be used for information interchange among information-processing systems. Such a cartridge comprises two parts:

- a case to provide protection of the media and contaminants and human handling, and to facilitate loading and unloading of the cartridge by the drive;
- a magnetic tape of 12.65 mm (0.498 in) width held inside the case on a reel.

Single copy price: \$30.00

Obtain an electronic copy from: <http://www.incits.org> or <http://webstore.ansi.org>

Order from: Global Engineering Documents, (800) 854-7179, [www.global.ihs.com](http://www.global.ihs.com)

Send comments (with copy to [psa@ansi.org](mailto:psa@ansi.org)) to: Rachel Porter, 202-626-5741, [rporter@itic.org](mailto:rporter@itic.org)

## ITI (INCITS) (InterNational Committee for Information Technology Standards)

### **Stabilized Maintenance**

BSR INCITS 371.1-2003 (S201x), Information technology - Real Time Locating Systems (RTLS) Part 1: 2.4 GHz Air Interface Protocol (stabilized maintenance of ANSI INCITS 371.1-2003 (R2008))

INCITS 371.1 is one of the two Air Interface Protocols, establishes a technical standard for an RTLS air protocol, specifically, RTLS transmitters operating in 2.4 GHz ISM frequency bands at appropriate license-free power levels for the US with broad international application.

Single copy price: \$30.00

Obtain an electronic copy from: <http://www.incits.org> or <http://webstore.ansi.org>

Order from: Global Engineering Documents, (800) 854-7179, [www.global.ihs.com](http://www.global.ihs.com)

Send comments (with copy to [psa@ansi.org](mailto:psa@ansi.org)) to: Rachel Porter, 202-626-5741, [rporter@itic.org](mailto:rporter@itic.org)

## ITI (INCITS) (InterNational Committee for Information Technology Standards)

### **Stabilized Maintenance**

BSR INCITS 371.3-2003 (S201x), Information technology - Real Time Locating Systems (RTLS) Part 3: Application Programming Interface (stabilized maintenance of ANSI INCITS 371.3-2003 (R2008))

This National Standard defines an API specification that serves as a boundary across which application software uses facilities of programming languages to invoke the services of the RTLS Air Interface Protocol standard as defined by INCITS T20.

Single copy price: \$30.00

Obtain an electronic copy from: <http://www.incits.org> or <http://webstore.ansi.org>

Order from: Global Engineering Documents, (800) 854-7179, [www.global.ihs.com](http://www.global.ihs.com)

Send comments (with copy to [psa@ansi.org](mailto:psa@ansi.org)) to: Rachel Porter, 202-626-5741, [rporter@itic.org](mailto:rporter@itic.org)

## ITI (INCITS) (InterNational Committee for Information Technology Standards)

### **Stabilized Maintenance**

INCITS/ISO 1073-1-1976 (S201x), Alphanumeric character set for optical recognition - Part 1: Character set OCR-A, Shapes and dimensions of the printed image (stabilized maintenance of INCITS/ISO 1073-1-1976 (R2008))

Describes the forms of printed images and the sizes of alphanumeric characters as well as the signs and graphical symbols (OCR-A) intended for optical character reading according to ISO 646-1973.

Single copy price: \$30.00

Obtain an electronic copy from: <http://www.incits.org> or <http://webstore.ansi.org>

Order from: Global Engineering Documents, (800) 854-7179, [www.global.ihs.com](http://www.global.ihs.com)

Send comments (with copy to [psa@ansi.org](mailto:psa@ansi.org)) to: Rachel Porter, 202-626-5741, [rporter@itic.org](mailto:rporter@itic.org)



## ITI (INCITS) (InterNational Committee for Information Technology Standards)

### Stabilized Maintenance

INCITS/ISO 5807-1985 (S201x), Info Proc - Documentation Symbols and Conventions for Data, Program, & System Flowcharts, Program Network Charts, and System Resource Charts (Formerly X3.5-1970) (stabilized maintenance of INCITS/ISO 5807-1985 (R2008))

Defines symbols to be used in information processing documentation and gives guidance on conventions for their use in data flowcharts, program flowcharts, system flowcharts, program network charts, system resources charts. Applicable in conjunction with ISO 2382/1.

Single copy price: \$30.00

Obtain an electronic copy from: <http://www.incits.org> or <http://webstore.ansi.org>

Order from: Global Engineering Documents, (800) 854-7179, [www.global.ihs.com](http://www.global.ihs.com)

Send comments (with copy to [psa@ansi.org](mailto:psa@ansi.org)) to: Rachel Porter, 202-626-5741, [rporter@itic.org](mailto:rporter@itic.org)

## ITI (INCITS) (InterNational Committee for Information Technology Standards)

### Stabilized Maintenance

INCITS/ISO/IEC 1073-2-1976 (S201x), Coded character sets - Alphanumeric character sets for optical recognition - Part 2: Character set OCR-B, Shapes and dimensions of the printed image (stabilized maintenance of INCITS/ISO/IEC 1073-2-1976 (R2008))

Indicates the forms of printed images and the sizes of alphanumeric characters as well as the signs and graphical symbols (OCR-B-character set) intended for optical character reading according to ISO 646-1973.

Single copy price: \$30.00

Obtain an electronic copy from: <http://www.incits.org> or <http://webstore.ansi.org>

Order from: Global Engineering Documents, (800) 854-7179, [www.global.ihs.com](http://www.global.ihs.com)

Send comments (with copy to [psa@ansi.org](mailto:psa@ansi.org)) to: Rachel Porter, 202-626-5741, [rporter@itic.org](mailto:rporter@itic.org)

## ITI (INCITS) (InterNational Committee for Information Technology Standards)

### Stabilized Maintenance

INCITS/ISO/IEC 1831-1980 (S201x), Printing specifications for optical character recognition (stabilized maintenance of INCITS/ISO/IEC 1831-1980 (R2008))

Includes basic definitions, measurement requirements, specifications and recommendations for OCR paper and print, and deals with three main parameters for OCR media: optical properties of paper; optical properties and dimensions of ink patterns used as OCR characters; basic requirements for positions of OCR characters on paper. References: ISO 216; 1073/1; 1073/2; 2469; 2471; CIE Publication 15 (E 1.3.1) 1971.

Single copy price: \$30.00

Obtain an electronic copy from: <http://www.incits.org> or <http://webstore.ansi.org>

Order from: Global Engineering Documents, (800) 854-7179, [www.global.ihs.com](http://www.global.ihs.com)

Send comments (with copy to [psa@ansi.org](mailto:psa@ansi.org)) to: Rachel Porter, 202-626-5741, [rporter@itic.org](mailto:rporter@itic.org)

## ITI (INCITS) (InterNational Committee for Information Technology Standards)

### Stabilized Maintenance

INCITS/ISO/IEC 12246-1993 (S201x), 8 mm wide magnetic tape cartridge dual azimuth format for information interchange - Helical Scan Recording (stabilized maintenance of INCITS/ISO/IEC 12246-1993 (S2008))

Specifies the physical and magnetic characteristics. Also specifies the quality of the recorded signals, the recorded format and the recording method, thereby allowing full data interchange by means of such magnetic tape cartridges. Is based on ISO/IEC 11319 with extensions and modifications which specify the additional features of the dual azimuth format, but is not intended to replace ISO/IEC 11319.

Single copy price: \$30.00

Obtain an electronic copy from: <http://www.incits.org> or <http://webstore.ansi.org>

Order from: Global Engineering Documents, (800) 854-7179, [www.global.ihs.com](http://www.global.ihs.com)

Send comments (with copy to [psa@ansi.org](mailto:psa@ansi.org)) to: Rachel Porter, 202-626-5741, [rporter@itic.org](mailto:rporter@itic.org)

## ITI (INCITS) (InterNational Committee for Information Technology Standards)

### Stabilized Maintenance

INCITS/ISO/IEC 12248-1993 (S201x), 3,81 mm wide magnetic tape cartridge for information interchange - Helical scan recording - DATA/DAT-DC format using 60 m and 90 m length tapes (stabilized maintenance of INCITS/ISO/IEC 12248-1993 (R2008))

Specifies the physical and magnetic characteristics. Also specifies the quality of the recorded signals, the recorded format and the recording method, thereby allowing data interchange between drives by means of such magnetic tape cartridges. Specifies two types of cartridges referred to as type A (magnetic tape of nominal thickness of 13 micrometer and a nominal length of up to 60,5 m) and type B (magnetic tape of a nominal thickness of 9 micrometer and a nominal length of up to 92,0 m).

Single copy price: \$30.00

Obtain an electronic copy from: <http://www.incits.org> or <http://webstore.ansi.org>

Order from: Global Engineering Documents, (800) 854-7179, [www.global.ihs.com](http://www.global.ihs.com)

Send comments (with copy to [psa@ansi.org](mailto:psa@ansi.org)) to: Rachel Porter, 202-626-5741, [rporter@itic.org](mailto:rporter@itic.org)

## NAAMM (National Association of Architectural Metal Manufacturers)

### Revision

BSR/NAAMM/HMMA 862-201x, Guide Specification for Commercial Security Hollow Metal Doors (revision of ANSI/NAAMM HMMA 862-2003)

This standard was developed by the HMMA Division of NAAMM to provide guidance for the specification of commercial security hollow metal doors and frames.

Single copy price: \$25.00

Obtain an electronic copy from: <http://www.naamm.org/ansi/pending.aspx>

Order from: Vernon Lewis, NAAMM Technical Consultant, 114 Whiting Street, Norfolk, VA 23505

Send comments (with copy to [psa@ansi.org](mailto:psa@ansi.org)) to: Same

**NSF (NSF International)****Revision**

BSR/NSF 7-201x (i8), Commercial Refrigerators and Freezers (revision of ANSI/NSF 7-2009)

Issue 8: Revise boilerplate language and flooring requirements.

Single copy price: Free

Obtain an electronic copy from: [http://standards.nsf.org/apps/org/workgroup/fe\\_jc/ballot.php?id=2423](http://standards.nsf.org/apps/org/workgroup/fe_jc/ballot.php?id=2423)

Order from: Maureen Sertich, 734-214-6233, [msertich@nsf.org](mailto:msertich@nsf.org)

Send comments (with copy to [psa@ansi.org](mailto:psa@ansi.org)) to: Same

**SCTE (Society of Cable Telecommunications Engineers)****Revision**

BSR/SCTE 24-22-201x, iLBCv2.0 Speech Codec Specification for Voice over IP Applications in Cable Telephony (revision of ANSI/SCTE 24-22-2007)

This document contains the description of an algorithm for coding of speech signals sampled at 8 kHz. Some of the applications for which this coder is suitable are real-time communications such as telephony and videoconferencing, streaming audio, archival, and messaging.

Single copy price: \$50.00

Obtain an electronic copy from: [standards@scte.org](mailto:standards@scte.org)

Order from: Global Engineering Documents, (800) 854-7179, [www.global.ihs.com](http://www.global.ihs.com)

Send comments (with copy to [psa@ansi.org](mailto:psa@ansi.org)) to: [standards@scte.org](mailto:standards@scte.org)

**SCTE (Society of Cable Telecommunications Engineers)****Revision**

BSR/SCTE 138-201x, Stream Conditioning for Switching of Addressable Content in Digital Television Receivers (revision of ANSI/SCTE 138-2009)

This document describes the stream Conditioning required to enable Client-DPI Receivers to implement switching in a both non-seamless fashion ('Level 0', or 'L0'), and in a seamless fashion ('Level 1', or 'L1').

Single copy price: \$50.00

Obtain an electronic copy from: [standards@scte.org](mailto:standards@scte.org)

Order from: Global Engineering Documents, (800) 854-7179, [www.global.ihs.com](http://www.global.ihs.com)

Send comments (with copy to [psa@ansi.org](mailto:psa@ansi.org)) to: [standards@scte.org](mailto:standards@scte.org)

**SCTE (Society of Cable Telecommunications Engineers)****Revision**

BSR/SCTE 145-201x, Test Method for Second Harmonic Distortion of Passives Using a Single Carrier (revision of ANSI/SCTE 145-2008)

The purpose of this document is to establish the standard methodology to measure second harmonic distortion in a Cable Telecommunication System passive at high signal level conditions (50 – 60 dBmV).

Single copy price: \$50.00

Order from: Global Engineering Documents, (800) 854-7179, [www.global.ihs.com](http://www.global.ihs.com)

Send comments (with copy to [psa@ansi.org](mailto:psa@ansi.org)) to: [standards@scte.org](mailto:standards@scte.org)

**UL (Underwriters Laboratories, Inc.)****Reaffirmation**

BSR/UL 248-16-2004 (R201X), Standard for Safety for Low-Voltage Fuses - Part 16: Test Limiters (reaffirmation of ANSI/UL 248-16-2004 (R2008))

UL proposes a reaffirmation for UL 248-16.

Single copy price: Contact comm2000 for pricing and delivery options

Obtain an electronic copy from: <http://www.comm-2000.com>

Order from: comm2000

Send comments (with copy to [psa@ansi.org](mailto:psa@ansi.org)) to: Dale Ivery, (919) 549-0989, [Dale.Ivery@ul.com](mailto:Dale.Ivery@ul.com)

**UL (Underwriters Laboratories, Inc.)****Revision**

BSR/UL 330-201x, Standard for Safety for Hose and Hose Assemblies for Dispensing Flammable Liquids (revision of ANSI/UL 330-2013)

The following is being proposed: (1) Revision to paragraph 30.2 regarding low temperature marking on hose; (2) Revision to the Repeated Bending Test (Filled) with respect to hose assemblies; (3) Clarification of the term 'vapor recovery hose'; (4) Revisions regarding vacuum-assist vapor recovery hose assemblies; and (5) Revision to the preconditioning procedure for Repeated Bending (Filled).

Single copy price: Contact comm2000 for pricing and delivery options

Obtain an electronic copy from: <http://www.comm-2000.com>

Order from: comm2000

Send comments (with copy to [psa@ansi.org](mailto:psa@ansi.org)) to: Jeff Prusko, (847) 664-3416, [jeffrey.prusko@ul.com](mailto:jeffrey.prusko@ul.com)

**UL (Underwriters Laboratories, Inc.)****Revision**

BSR/UL 8750-201X, Standard for Safety for Light Emitting Diode (LED) Equipment for Use in Lighting Products (revision of ANSI/UL 8750-2012b)

The following changes in requirements to the Standard for Standard for Light Emitting Diode (LED) Equipment for Use in Lighting Products, UL 8750, are being proposed: (1) Clarify requirements for conformal coatings, paragraph 7.7.2; (2) Insulation materials in transformers and coils - Delete paragraph 7.11.2.11 and add Section 7.11.3; (6) Revise Risk of Fire definition to include 15-W power limit and revisions to Class 2 and LVLE references throughout the standard; (7) Add requirements for supply and load connections; (8) Revisions to consolidate electrical spacings in Sections 7.7 and 7.8 and add optional shorting test for closely-spaced PWB traces; (9) Add requirement for LED array (module) thermal measurement point; (10) Add temperature measurement method for polymeric materials when TC is optically radiated; and (12) Add optional shorting test for closely spaced PWB traces.

Single copy price: Contact comm2000 for pricing and delivery options

Obtain an electronic copy from: <http://www.comm-2000.com>

Order from: comm2000

Send comments (with copy to [psa@ansi.org](mailto:psa@ansi.org)) to: Heather Sakellariou, (847) 664-2346, [Heather.Sakellariou@ul.com](mailto:Heather.Sakellariou@ul.com)

**UL (Underwriters Laboratories, Inc.)****Revision**

BSR/UL 60730-2-2-201X, Standard for Automatic Electrical Controls for Household and Similar Use; Part 2: Particular Requirements for Thermal Motor Protectors (revision of ANSI/UL 60730-2-2-2010)

This proposal revises the endurance test and adds deviation and drift requirements to provide a performance/reliability bench mark for thermal motor protectors when tested to the manufacturer's declared electrical and thermal rating.

Single copy price: Contact comm2000 for pricing and delivery options

Obtain an electronic copy from: <http://www.comm-2000.com>

Order from: comm2000

Send comments (with copy to [psa@ansi.org](mailto:psa@ansi.org)) to: Alan McGrath, (847) 664-3038, [alan.t.mcgrath@ul.com](mailto:alan.t.mcgrath@ul.com)

**UL (Underwriters Laboratories, Inc.)****Revision**

BSR/UL 60745-2-3-201x, Standard for Hand-Held Motor-Operated Electrical - Tools Safety - Part 2-3: Particular Requirements for Grinders, Polishers, and Disk-Type Sanders (revision of ANSI/UL 60745-2-3-2008)

1. Proposed revisions to align Amendments No. 1 and No. 2 for IEC 60745-2-3, Second Edition, and proposed national differences to the IEC Text.

Single copy price: Contact comm2000 for pricing and delivery options

Obtain an electronic copy from: <http://www.comm-2000.com>

Order from: comm2000

Send comments (with copy to [psa@ansi.org](mailto:psa@ansi.org)) to: Beth Northcott, (847) 664-3198, [Elizabeth.Northcott@ul.com](mailto:Elizabeth.Northcott@ul.com)

**Comment Deadline: August 6, 2013****ASME (American Society of Mechanical Engineers)****Revision**

BSR/ASME PCC-1-201x, Guidelines for Pressure Boundary Bolted Flange Joint Assembly (revision of ANSI/ASME PCC-1-2010)

The bolted flange joint assembly (BFJA) guidelines described in this document apply to pressure-boundary flanged joints with ring-type gaskets that are entirely within the circle enclosed by the bolt holes and with no contact outside this circle. By selection of those features suitable to the specific service or need, these guidelines may be used to develop effective joint assembly procedures for the broad range of sizes and service conditions normally encountered in industry.

Single copy price: Free

Order from: Mayra Santiago, ASME; [ANSIBOX@asme.org](mailto:ANSIBOX@asme.org)

Send comments (with copy to [psa@ansi.org](mailto:psa@ansi.org)) to: Steven Rossi, (212) 591-8460, [rossis@asme.org](mailto:rossis@asme.org)

**ASME (American Society of Mechanical Engineers)****Revision**

BSR/ASME Y14.34-201x, Associated Lists (revision of ANSI/ASME Y14.34-2008)

This Standard establishes the minimum requirements for the preparation and revision of application lists, data lists, index lists, parts lists, and wire lists. In addition, this Standard presents certain options that may be incorporated into application lists, data lists, index lists, parts lists, and wire lists at the discretion of the design activity. It is essential that this Standard be used in close conjunction with ASME Y14.24, ASME Y14.35, ASME Y14.41, and ASME Y14.100.

Single copy price: Free

Order from: Mayra Santiago, ASME; [ANSIBOX@asme.org](mailto:ANSIBOX@asme.org)

Send comments (with copy to [psa@ansi.org](mailto:psa@ansi.org)) to: Fredric Constantino, (212) 591-8684, [constantinof@asme.org](mailto:constantinof@asme.org)

**Projects Withdrawn from Consideration**

An accredited standards developer may abandon the processing of a proposed new or revised American National Standard or portion thereof if it has followed its accredited procedures. The following projects have been withdrawn accordingly:

**ASABE (American Society of Agricultural and Biological Engineers)**

BSR/ASABE/ISO 12188-1-201x, Tractors and machinery for agriculture and forestry - Testing procedures for positioning and guidance systems in agriculture - Part 1: Dynamic testing of satellite based positioning devices used in agriculture (identical national adoption of ISO 12188-1:2010)

**ASTM (ASTM International)**

BSR/ASTM D3311-201x, Specification for Drain, Waste, and Vent (DWV) Plastic Fittings Patterns (revision of ANSI/ASTM D3311-2011)

**ASTM (ASTM International)**

BSR/ASTM E18-201x, Test Methods for Rockwell Hardness of Metallic Materials (revision of ANSI/ASTM E18-2011)

**ASTM (ASTM International)**

BSR/ASTM E119-201x, Test Methods for Fire Tests of Building Construction and Materials (revision of ANSI/ASTM E119-2012a)

**ASTM (ASTM International)**

BSR/ASTM F585-201x, Practice for Insertion of Flexible Polyethylene Pipe into Existing Sewers (revision of ANSI/ASTM F585-1994 (R2007))

**ASTM (ASTM International)**

BSR/ASTM F877-201x, Specification for Crosslinked Polyethylene (PEX) Hot- and Cold-Water Distribution Systems (revision of ANSI/ASTM F877-2011a)

**ASTM (ASTM International)**

BSR/ASTM F1473-201x, Test Method for Notch Tensile Test to Measure the Resistance to Slow Crack Growth of Polyethylene Pipes and Resins (revision of ANSI/ASTM F1473-2011)

**ASTM (ASTM International)**

BSR/ASTM F1511-201x, Specification for Mechanical Seals for Shipboard Pump Applications (revision of ANSI/ASTM F1511-2011)

**ASTM (ASTM International)**

BSR/ASTM F2324-201x, Test Method for Prerinse Spray Valves (revision of ANSI/ASTM F2324-2003 (R2009))

**ASTM (ASTM International)**

BSR/ASTM F2418-201x, Specification for Polypropylene (PP) Corrugated Wall Stormwater Collection Chambers (revision of ANSI/ASTM F2418-2012)

**ASTM (ASTM International)**

BSR/ASTM F2686-201x, Specification for Glass Fiber Reinforced Thermoplastic Pipe (revision of ANSI/ASTM F2686-2010)

**ASTM (ASTM International)**

BSR/ASTM F2817-201x, Specification for Poly(Vinyl Chloride) (PVC) Gas Pressure Pipe and Fittings for Maintenance or Repair (revision of ANSI/ASTM F2817-2010)

**ASTM (ASTM International)**

BSR/ASTM WK23226-201x, Specification for Multilayer Polyethylene-Polyamide (PE-PA) Pipe for Pressure Piping Applications (new standard)

**ASTM (ASTM International)**

BSR/ASTM WK31289-201x, Specification for Black Crosslinked Polyethylene (PEX) Line Pipe, Fittings and Joints for Oil and Gas-Producing Applications (new standard)

**ASTM (ASTM International)**

BSR/ASTM WK33207-201x, Acrylonitrile-Butadiene-Styrene (ABS) Plastic Pipe (SDRPR) (new standard)

**ASTM (ASTM International)**

BSR/ASTM WK33352-201x, Specification for Black Crosslinked Polyethylene (PEX) Pipe, Fittings and Joints for Gas Distribution Applications (new standard)

**IEEE (ASC C63) (Institute of Electrical and Electronics Engineers)**

BSR C63.20-201x, EMC Immunity Qualification of Instrumentation and Control Equipment and Systems Intended for Use in Nuclear Power Stations (new standard)

**Technical Reports Registered with ANSI**

Technical Reports Registered with ANSI are not consensus documents. Rather, all material contained in Technical Reports Registered with ANSI is informational in nature. Technical reports may include, for example, reports of technical research, tutorials, factual data obtained from a survey carried out among standards developers and/or national bodies, or information on the "state of the art" in relation to standards of national or international bodies on a particular subject.

Immediately following the end of a 30-day announcement period in Standards Action, the Technical Report will be registered by ANSI. Please submit any comments regarding this registration to the organization indicated, with a copy to the PSA Center, American National Standards Institute, 25 West 43rd Street, New York, NY 10036 or E-Mail to [psa@ansi.org](mailto:psa@ansi.org).

**ITI (INCITS) (InterNational Committee for Information Technology Standards)**

INCITS/TR-13-1998 (R2013), Information Processing Systems - Object-Oriented Extensions to Pascal (TECHNICAL REPORT) (technical report)

The following INCITS Technical Report underwent maintenance action at its five-year anniversary of publication (2013): The INCITS consensus body, INCITS EB, approved the recommendation by the technical committee responsible for this area of work; the recommendation of the committee is that the technical report should be reaffirmed.

Single copy price: \$30.00

Order from: Deborah Spittle, (202) 626-5746, [dspittle@itic.org](mailto:dspittle@itic.org)

Send comments (with copy to [psa@ansi.org](mailto:psa@ansi.org)) to: Same

**30 Day Notice of Withdrawal: ANS 5 to 10 years past approval date**

In accordance with clause 4.7.1 Periodic Maintenance of American National Standards of the ANSI Essential Requirements, the following American National Standards have not been reaffirmed or revised within the five-year period following approval as an ANS. Thus, they shall be withdrawn at the close of this 30-day public review notice in Standards Action.

ANSI/AWWA C653-2002, Disinfection of Water Treatment Plants

**Corrections****Standard Placed on Hold****ANSI/ASME B89.3.1-1972 (R2003)**

The public review for the revision of ANSI/ASME B89.3.1-1972 (R2003) listed in the May 31, 2013 Standards Action has been placed on hold and is no longer available for comment.

**Approvals Rescinded**

**ANSI/ASTM D7826-2012**

At ASTM's request the approval of ANSI/ASTM D7826-2012, Guide for Standard Guide for the Evaluation of New Fuels and New Fuel Additives for Use In Aviation Spark-Ignition Engines and Associated Aircraft Installations, as an American National Standard has been rescinded. Please direct any questions to: Karen Wilson, (610) 832-9743, [accreditation@astm.org](mailto:accreditation@astm.org).

**ANSI Z245.2-2013**

At EIA (ASC Z245)'s request the approval of ANSI Z245.2-2013, Equipment Technology and Operations for Wastes and Recyclable Materials - Stationary Compactors -- Safety Requirements for Installation, Maintenance and Operation, as an American National Standard has been rescinded. Please direct any questions to: Eric Schweitzer, (202) 364-3786.

# Call for Members (ANS Consensus Bodies)

Directly and materially affected parties who are interested in participating as a member of an ANS consensus body for the standards listed below are requested to contact the sponsoring standards developer directly and in a timely manner.

## AAMI (Association for the Advancement of Medical Instrumentation)

**Office:** 4301 N Fairfax Drive  
Suite 301  
Arlington, VA 22203-1633

**Contact:** *Jennifer Moyer*

**Phone:** (703) 253-8274

**Fax:** (703) 276-0793

**E-mail:** [jmoyer@aami.org](mailto:jmoyer@aami.org)

BSR/AAMI HE75-201x, Human factors engineering - Design of medical devices (revision of ANSI/AAMI HE75-2009)

## HI (Hydraulic Institute)

**Office:** 6 Campus Drive, 1st Fl North  
Parsippany, NJ 07054

**Contact:** *Karen Anderson*

**Phone:** (973) 267-9700 Ext 123

**Fax:** (973) 267-9055

**E-mail:** [kanderson@pumps.org](mailto:kanderson@pumps.org)

BSR/HI 1.3-201x, Rotodynamic Centrifugal Pumps for Design and Application (revision of ANSI/HI 1.3-2009)

## ISA (ISA)

**Office:** 67 Alexander Drive  
Research Triangle Park, NC 27709

**Contact:** *Eliana Brazda*

**Phone:** (919) 990-9228

**Fax:** (919) 549-8288

**E-mail:** [ebrazda@isa.org](mailto:ebrazda@isa.org)

BSR/ISA 92.00.02-201x, Installation, Operation, and Maintenance of Toxic Gas-Detection Instruments (new standard)

## ITI (INCITS) (InterNational Committee for Information Technology Standards)

**Office:** 1101 K Street NW, Suite 610  
Washington, DC 20005

**Contact:** *Rachel Porter*

**Phone:** 202-626-5741

**Fax:** 202-638-4922

**E-mail:** [rporter@itic.org](mailto:rporter@itic.org)

BSR INCITS 175-1999 (S201x), 19-mm Type ID-1 Recorded Instrumentation - Digital Cassette Tape Form (stabilized maintenance of ANSI INCITS 175-1999 (R2008))

BSR INCITS 184-1993 (S201x), Fiber Distributed Data Interface (FDDI) Single Mode Physical Layer Medium Dependent (SMF-PM) (stabilized maintenance of ANSI INCITS 184-1993 (S2008))

BSR INCITS 311-1998 (S201x), Magnetic Tape Format for Information Interchange, 128-Track, Parallel Serpentine, 12.65 mm (1/2 in), 3400 bpmm (86 360 bpi) Run Length Limited Recording (stabilized maintenance of ANSI INCITS 311-1998 (R2008))

BSR INCITS 312-1998 (S201x), Magnetic Tape Cartridge 0.50 in (12.65 mm), Serial Serpentine, 112-Track, 81 600 bpi (3213 bpmm), DLT4 Format (stabilized maintenance of ANSI INCITS 312-1998 (R2008))

BSR INCITS 315-1998 (S201x), Unrecorded magnetic tape cartridge for information interchange, 12.65 mm (0.498in), 128-track, parallel serpentine, 2550 ftpmm (64 770 ftpi) (stabilized maintenance of ANSI INCITS 315-1998 (R2008))

BSR INCITS 371.1-2003 (S201x), Information technology - Real Time Locating Systems (RTLS) - Part 1: 2.4 GHz Air Interface Protocol (stabilized maintenance of ANSI INCITS 371.1-2003 (R2008))

BSR INCITS 371.3-2003 (S201x), Information technology - Real Time Locating Systems (RTLS) - Part 3: Application Programming Interface (stabilized maintenance of ANSI INCITS 371.3-2003 (R2008))

INCITS/ISO 1073-1-1976 (S201x), Alphanumeric character set for optical recognition - Part 1: Character set OCR-A, Shapes and dimensions of the printed image (stabilized maintenance of INCITS/ISO 1073-1-1976 (R2008))

INCITS/ISO 5807-1985 (S201x), Info Proc - Documentation Symbols and Conventions for Data, Program, & System Flowcharts, Program Network Charts, and System Resource Charts (Formerly X3.5-1970) (stabilized maintenance of INCITS/ISO 5807-1985 (R2008))

INCITS/ISO/IEC 1073-2-1976 (S201x), Coded character sets - Alphanumeric character sets for optical recognition - Part 2: Character set OCR-B, Shapes and dimensions of the printed image (stabilized maintenance of INCITS/ISO/IEC 1073-2-1976 (R2008))

INCITS/ISO/IEC 1831-1980 (S201x), Printing specifications for optical character recognition (stabilized maintenance of INCITS/ISO/IEC 1831-1980 (R2008))

INCITS/ISO/IEC 2382-1-1993 (R201x), Information technology - Vocabulary - Part 1: Fundamental Terms (reaffirmation of INCITS/ISO/IEC 2382-1-1993 (R2008))

INCITS/ISO/IEC 2382-2-1976 (R201x), Information technology - Vocabulary - Part 2: Arithmetic and logic operations (reaffirmation of INCITS/ISO/IEC 2382-2-1976 (R2008))

INCITS/ISO/IEC 2382-3-1987 (R201x), Information technology - Vocabulary - Part 3: Equipment technology (reaffirmation of INCITS/ISO/IEC 2382-3-1987 (R2008))

INCITS/ISO/IEC 2382-9-1995 (R201x), Information technology - Vocabulary - Part 9: Data Communication (reaffirmation of INCITS/ISO/IEC 2382-9-1995 (R2008))

INCITS/ISO/IEC 2382-10-1979 (R201x), Information technology - Vocabulary - Part 10: Operating techniques & facilities (reaffirmation of INCITS/ISO/IEC 2382-10-1979 (R2008))

INCITS/ISO/IEC 2382-12-1988 (R201x), Information technology - Vocabulary - Part 12: Peripheral equipment (reaffirmation of INCITS/ISO/IEC 2382-12-1988 (R2008))

INCITS/ISO/IEC 12246-1993 (S201x), 8 mm wide magnetic tape cartridge dual azimuth format for information interchange - Helical Scan Recording (stabilized maintenance of INCITS/ISO/IEC 12246-1993 (S2008))

INCITS/ISO/IEC 12248-1993 (S201x), 3,81 mm wide magnetic tape cartridge for information interchange - Helical scan recording - DATA/DAT-DC format using 60m and 90 m length tapes (stabilized maintenance of INCITS/ISO/IEC 12248-1993 (R2008))

INCITS/ISO/IEC 18035-2003 (R201x), Information technology - Icon symbols and functions for controlling multimedia software applications (reaffirmation of INCITS/ISO/IEC 18035-2003 (R2008))

INCITS/ISO/IEC 19796-1-2008 (R201x), Information technology - Learning, education and training - Quality management, assurance and metrics - Part 1: General approach (reaffirmation of INCITS/ISO/IEC 19796-1-2008)

INCITS/ISO/IEC 23651-2003 (R201x), Information technology - 8 mm wide magnetic tape cartridge for information interchange - Helical scan recording - AIT-3 format (reaffirmation of INCITS/ISO/IEC 23651-2003 (R2008))

INCITS/ISO/IEC 23988-2008 (R201x), Information Technology - A code of practice for the use of information technology (IT) in the delivery of assessments (reaffirmation of INCITS/ISO/IEC 23988-2008)

INCITS/ISO/IEC 24703-2008 (R201x), Information technology - Learning, education and training - Participant identifiers (reaffirmation of INCITS/ISO/IEC 24703-2008)

#### **NAAMM (National Association of Architectural Metal Manufacturers)**

**Office:** 800 Roosevelt Road, Building C  
Suite 312  
Glen Ellyn, IL 60137

**Contact:** *Vernon (Wes) Lewis*

**Phone:** (630) 942-6591

**Fax:** (630) 790-3095

**E-mail:** wlewis7@cox.net

BSR/NAAMM/HMMA 862-201x, Guide Specification for Commercial Security Hollow Metal Doors (revision of ANSI/NAAMM HMMA 862-2003)

#### **OPEI (Outdoor Power Equipment Institute)**

**Office:** 341 South Patrick Street  
Alexandria, VA 22314

**Contact:** *Greg Knott*

**Phone:** (703) 549-7600

**Fax:** (703) 549-7604

**E-mail:** gknott@opei.org; gcoons@opei.org; dmustico@opei.org

BSR/OPEI B175.1-201X, Standard for Outdoor Power Equipment - Internal Combustion Engine-Powered Hand-Held Chain Saws - Safety and Environmental Requirements (revision of ANSI/OPEI B175.1-2012)

#### **TAPPI (Technical Association of the Pulp and Paper Industry)**

**Office:** 15 Technology Parkway South  
Peachtree Corners, GA 30092

**Contact:** *Charles Bohanan*

**Phone:** (770) 209-7276

**Fax:** (770) 446-6947

**E-mail:** standards@tappi.org

BSR/TAPPI T 631 om-201x, Microbiological enumeration of process water and slush pulp (new standard)

#### **UL (Underwriters Laboratories, Inc.)**

**Office:** 12 Laboratory Drive  
RTP, NC 27709

**Contact:** *Dale Ivery*

**Phone:** (919) 549-0989

**E-mail:** Dale.Ivery@ul.com

BSR/UL 248-16-2004 (R201X), Standard for Safety for Low-Voltage Fuses - Part 16: Test Limiters (reaffirmation of ANSI/UL 248-16-2004 (R2008))

BSR/UL 60730-2-2-201X, Standard for Automatic Electrical Controls for Household and Similar Use; Part 2: Particular Requirements for Thermal Motor Protectors (revision of ANSI/UL 60730-2-2-2010)

# Final Actions on American National Standards

The standards actions listed below have been approved by the ANSI Board of Standards Review (BSR) or by an ANSI-Audited Designator, as applicable.

## ABYC (American Boat and Yacht Council)

### New Standard

- \* ANSI/ABYC A-3-2013, Galley Stoves (new standard): 5/28/2013
- \* ANSI/ABYC A-30-2013, Cooking Appliances with Integral LPG Cylinders (new standard): 5/28/2013
- ANSI/ABYC H-2-2013, Ventilation of Boats Using Gasoline (new standard): 6/3/2013
- ANSI/ABYC P-17-2013, Mechanical Steering Systems (new standard): 6/3/2013
- ANSI/ABYC P-22-2013, Steering Wheels (new standard): 6/3/2013
- ANSI/ABYC P-27-2013, Electric/Electronic Steering Control Systems (new standard): 6/3/2013

### Revision

- ANSI/ABYC A-1-2013, Marine Liquefied Petroleum Gas (LPG) Systems (revision of ANSI/ABYC A-1-2007): 5/28/2013
- ANSI/ABYC H-32-2013, Ventilation of Boats Using Diesel Fuel (revision of ANSI/ABYC H-32-2008): 6/3/2013
- ANSI/ABYC P-18-2013, Cable Over Pulley Steering Systems for Outboard Engines (revision of ANSI/ABYC P-18-2008): 6/3/2013

## ACCA (Air Conditioning Contractors of America)

### Supplement

- ANSI/ACCA 5 QI Addendum-2010, HVAC Quality Installation Specification (supplement to ANSI/ACCA 5 QI-2010): 5/28/2013

## ADA (American Dental Association)

### Reaffirmation

- ANSI/ADA Standard No. 122-2007 (R2013), Dental Casting and Baseplate Waxes (reaffirmation of ANSI/ADA 122-2007): 5/28/2013
- ANSI/ADA Standard No. 15-2008 (R2013), Artificial Teeth for Dental Prostheses (reaffirmation of ANSI/ADA Specification No. 15-2008): 5/28/2013
- ANSI/ADA Standard No. 80-2001 (R2013), Dental Materials - Determination of Color Stability (reaffirmation of ANSI/ADA 80-2001 (R2008)): 5/28/2013
- ANSI/ADA Standard No. 97-2002 (R2013), Corrosion Test Methods (reaffirmation of ANSI/ADA 97-2002 (R2008)): 5/29/2013
- ANSI/ADA Standard No. 99-2001 (R2013), Athletic Mouth Protectors and Materials (reaffirmation of ANSI/ADA 99-2001 (R2008)): 5/28/2013

## APA (APA - The Engineered Wood Association)

### New Standard

- \* ANSI/APA PRS 610.1-2013, Standard for Performance-Rated Structural Insulated Panels in Wall Applications (new standard): 5/28/2013

## ASA (ASC S12) (Acoustical Society of America)

### Reaffirmation

- \* ANSI/ASA S12.8-1998 (R2013), Standard Methods for Determining the Insertion Loss of Outdoor Noise Barriers (reaffirmation of ANSI/ASA S12.8-1998 (R2008)): 5/28/2013
- ANSI/ASA S12.9-1992/Part 2 (R2013), Quantities and Procedures for Description and Measurement of Environmental Sound - Part 2: Measurement of Long-Term, Wide-Area Sound (reaffirmation of ANSI/ASA S12.9-1992/Part 2 (R2008)): 5/28/2013

## ASA (ASC S2) (Acoustical Society of America)

### Reaffirmation

- ANSI/ASA S2.9-2008 (R2013), Standard Parameters for Specifying Damping Properties of Materials and System Damping (reaffirmation of ANSI/ASA S2.9-2008): 5/28/2013

## ASME (American Society of Mechanical Engineers)

### Reaffirmation

- ANSI/ASME B1.20.3-1976 (R2013), Dryseal Pipe Threads (Inch) (reaffirmation of ANSI/ASME B1.20.3-1976 (R2008)): 6/4/2013
- ANSI/ASME B1.20.7-1991 (R2013), Hose Coupling Screw Threads (Inch) (reaffirmation of ANSI/ASME B1.20.7-1991 (R2008)): 6/4/2013
- ANSI/ASME B1.21M-1997 (R2013), Metric Screw Threads - MJ Profile (reaffirmation of ANSI/ASME B1.21M-1997 (R2008)): 6/4/2013
- ANSI/ASME B18.21.3-2008 (R2013), Double Coil Helical Spring Lock Washers for Wood Structures (reaffirmation of ANSI/ASME B18.21.3-2008): 5/28/2013
- ANSI/ASME B94.9-2008 (R2013), Taps: Ground and Cut Threads with Cut Thread Appendix (Inch and Metric Sizes) (reaffirmation of ANSI/ASME B94.9-2008): 6/4/2013
- ANSI/ASME PTC 4.4-2008 (R2013), Gas Turbine Heat Recovery Steam Generators (reaffirmation of ANSI/ASME PTC 4.4-2008): 5/28/2013

### Revision

- ANSI/ASME A17.1-2013, Safety Code for Elevators and Escalators (revision of ANSI/ASME A17.1-2010): 5/31/2013
- ANSI/ASME B16.50-2013, Wrought Copper and Copper Alloy Braze-Joint Pressure Fittings (revision of ANSI/ASME B16.50-2001 (R2008)): 5/28/2013
- ANSI/ASME RTP-1-2013, Reinforced Thermoset Plastic Corrosion Resistant Equipment (revision of ANSI/ASME RTP-1-2011): 5/28/2013
- ANSI/ASME Y14.100-2013, Engineering Drawing Practices (revision, redesignation and consolidation of ANSI/ASME Y14.100-2004 (R2009) and ANSI/ASME Y14.42-2002 (R2008)): 6/3/2013



**ATIS (Alliance for Telecommunications Industry Solutions)****Revision**

ANSI ATIS 0600316-2013, Electrical Protection of Telecommunications Outside Plant (revision of ANSI/ATIS 0600316-2008): 5/28/2013

ANSI ATIS 0600334-2013, Electrical Protection of Communications Towers and Associated Structures (revision of ANSI/ATIS 0600334-2008): 5/28/2013

ANSI ATIS 0900105.03-2013, Synchronous Optical Network - (SONET) - Jitter Network Interfaces (revision of ANSI/ATIS 0900105.03-2003 (R2008)): 5/30/2013

**AWWA (American Water Works Association)****Revision**

ANSI/AWWA B202-2013, Quicklime and Hydrated Lime (revision of ANSI/AWWA B202-2008): 5/31/2013

ANSI/AWWA B453-2013, Polyacrylamide (revision, redesignation and consolidation of ANSI/AWWA B453-2006): 5/31/2013

ANSI/AWWA B605-2013, Reactivation of Granular Activated Carbon (revision of ANSI/AWWA B605-2007): 5/28/2013

ANSI/AWWA C518-2013, Dual-Disc Swing-Check Valves for Waterworks Service (revision of ANSI/AWWA C518-2008): 5/28/2013

**B11 (B11 Standards, Inc.)****Reaffirmation**

ANSI B11.4-2003 (R2013), Safety Requirements for Shears (reaffirmation of ANSI B11.4-2003 (R2008)): 5/29/2013

ANSI B11.5-1988 (R2013), Ironworkers - Safety Requirements for Construction, Care, and Use (reaffirmation of ANSI B11.5-1988 (R2008)): 5/29/2013

**BHMA (Builders Hardware Manufacturers Association)****Revision**

- \* ANSI/BHMA A156.4-2013, Door Controls - Closers (revision of ANSI/BHMA A156.4-2008): 5/28/2013
- \* ANSI/BHMA A156.19-2013, Standard for Power Assist and Low Energy Power Operated Doors (revision of ANSI/BHMA A156.19-2007): 6/3/2013

**CEA (Consumer Electronics Association)****Reaffirmation**

- \* ANSI/CEA 775-C-2008 (R2013), DTV 1394 Interface Specification (reaffirmation of ANSI/CEA 775-C-2008): 5/28/2013
- \* ANSI/CEA 775-2-A-2008 (R2013), Service Selection Information for Digital Storage Media Interoperability (reaffirmation of ANSI/CEA 775-2-A-2008): 5/28/2013
- \* ANSI/CEA 849-B-2008 (R2013), Application Profiles for CEA-775 Compliant DTVs (reaffirmation of ANSI/CEA 849-B-2008): 5/28/2013

**FCI (Fluid Controls Institute)****New Standard**

ANSI/FCI 97-1-2013, Standard for Production Testing of Secondary Pressure Drainers (new standard): 5/30/2013

**HL7 (Health Level Seven)****Reaffirmation**

ANSI/HL7 V3 TR ebXML, R1-2008 (R2013), HL7 Version 3 Standard: Transport Specification - ebXML, Release 1 (reaffirmation of ANSI/HL7 V3 TR ebXML, R1-2008): 6/4/2013

ANSI/HL7 V3 XMLITS DT, R1-2004 (R2013), Health Level Seven Version 3 Standard: XML Implementation Technology Specification - Data Types, Release 1 (reaffirmation of ANSI/HL7 V3 XMLITS DT, R1-2004): 6/4/2013

ANSI/HL7 V3 XMLITSSTR, R1-2005 (R2013), HL7 Version 3 Standard: XML Implementation Technology Specification - Structures, Release 1 (reaffirmation of ANSI/HL7 V3 XMLITSSTR, R1-2005): 6/4/2013

**IEEE (ASC N42) (Institute of Electrical and Electronics Engineers)****New Standard**

ANSI P-N42.53-2013, Performance Criteria for Backpack Based Radiation Detection Systems Used for Homeland Security (new standard): 6/4/2013

**ISA (ISA)****Reaffirmation**

ANSI/ISA 60079-7 (12.16.01)-2008 (R2013), Explosive Atmospheres - Part 7: Equipment protection by increased safety "e" (reaffirmation of ANSI/ISA 60079-7 (12.16.01)-2008): 5/31/2013

**Revision**

ANSI/ISA 12.12.01-2013, Nonincendive Electrical Equipment for Use in Class I and II, Division 2 and Class III, Divisions 1 and 2 Hazardous (Classified) Locations (revision of ANSI/ISA 12.12.01-2012): 6/3/2013

ANSI/ISA 12.01.01-2013, Definitions and Information Pertaining to Electrical Equipment in Hazardous (Classified) Locations (revision of ANSI/ISA 12.01.01-2009): 5/29/2013

**ITI (INCITS) (InterNational Committee for Information Technology Standards)****New National Adoption**

INCITS/ISO/IEC 14496-10:2013, Information technology - Coding of audio-visual objects - Part 10: Advanced Video Coding (identical national adoption of ISO/IEC 14496-10:2012): 5/28/2013

**Withdrawal**

INCITS/ISO/IEC 7811-6/AM1-2008, Identification cards - Recording technique - Part 6: Magnetic stripe - High coercivity - Amendment 1: Ui6 criteria and test method (withdrawal of INCITS/ISO/IEC 7811-6/AM1-2008): 5/28/2013

INCITS/ISO/IEC 10373-6/AM1-2008, Identification cards - Test methods - Part 6: Proximity cards - Amendment 1: Protocol test methods for proximity cards (withdrawal of INCITS/ISO/IEC 10373-6/AM1-2008): 5/28/2013

INCITS/ISO/IEC 10373-6-2001/AM2-2003 (R2008), Identification cards - Test methods - Part 6: Proximity cards - Amendment 2: Improved RF test methods (withdrawal of INCITS/ISO/IEC 10373-6-2001/AM2-2003 (R2008)): 5/28/2013

INCITS/ISO/IEC 14443-3/AM3-2008, Identification cards - Contactless integrated circuit(s) cards - Proximity cards - Part 3: Initialization and anticollision - Amendment 3: Handling of reserved fields and values (withdrawal of INCITS/ISO/IEC 14443-3/AM3-2008): 5/28/2013

INCITS/ISO/IEC 14443-4/AM1-2008, Identification cards - Contactless integrated circuit(s) cards - Proximity cards - Part 4: Transmission protocol - Amendment 1: Handling of reserved fields and values (withdrawal of INCITS/ISO/IEC 14443-4/AM1-2008): 5/28/2013

INCITS/ISO/IEC 14443-3-2001/AM1-2005 (R2009), Identification cards - Contactless integrated circuit(s) cards - Proximity cards - Part 3: Initialization and anticollision - Amendment 1: Bit rates of fc/64, fc/32 and fc/16 (withdrawal of INCITS/ISO/IEC 14443-3-2001/AM1-2005 (R2009)): 5/28/2013

INCITS/ISO/IEC 29116-1-2009, Information technology - Supplemental media technologies - Part 1: Media streaming application format protocols (withdrawal of INCITS/ISO/IEC 29116-1-2009): 5/28/2013

## **NEMA (ASC C29) (National Electrical Manufacturers Association)**

### ***New Standard***

ANSI C29.2A-2013, Standard for Insulators - Wet-Process and Toughened Glass - Distribution Suspension Type (new standard): 6/4/2013

ANSI C29.2B-2013, Standard for Insulators - Wet Process Porcelain and Toughened Glass - Transmission Suspension Type (new standard): 5/30/2013

### ***Revision***

ANSI C29.18-2013, Standard for Composite Insulators - Distribution Line Post Type (revision of ANSI C29.18-2003): 5/28/2013

## **NSF (NSF International)**

### ***Revision***

ANSI/NSF 350-2013 (i4), Wastewater treatment systems - Onsite residential and commercial water reuse treatment systems (revision of ANSI/NSF 350-2012): 4/21/2013

\* ANSI/NSF 350-2013 (i4r3), Wastewater treatment systems - Onsite residential and commercial water reuse treatment systems (revision of ANSI/NSF 350-2012): 4/21/2013

ANSI/NSF 350-1-2013 (i4r2), Wastewater treatment systems - Onsite residential and commercial graywater treatment systems for subsurface discharge (revision of ANSI/NSF 350-1-2011): 4/21/2013

\* ANSI/NSF 350-1-2013 (i4r3), Wastewater treatment systems - Onsite residential and commercial graywater treatment systems for subsurface discharge (revision of ANSI/NSF 350-1-2011): 4/21/2013

## **OPEI (Outdoor Power Equipment Institute)**

### ***Revision***

\* ANSI/OPEI B71.10-2013, Off-Road Ground-Supported Outdoor Power Equipment - Gasoline Fuel Systems - Performance Specifications and Test Procedures (revision of ANSI/OPEI B71.10-2008): 6/3/2013

## **SCTE (Society of Cable Telecommunications Engineers)**

### ***New Standard***

ANSI/SCTE 197-2013, Recommendations for Spot Check Loudness Measurements (new standard): 6/4/2013

### ***Revision***

ANSI/SCTE 68-2013, Drop Passives: Matching Transformers 75 Ohm to 300 Ohm (revision of ANSI/SCTE 68-2008): 6/4/2013

ANSI/SCTE 77-2013, Specification for Underground Enclosure Integrity (revision of ANSI/SCTE 77-2010): 6/4/2013

ANSI/SCTE 136-1-2013, Layer 2 Virtual Private Networks for IP Cable Modem Systems (revision of ANSI/SCTE 136-1-2007): 6/4/2013

## **TIA (Telecommunications Industry Association)**

### ***Reaffirmation***

ANSI/TIA 41.511-E-2004 (R2010), Mobile Application Part - ANS/SS7 Transport Signaling Protocols (reaffirmation of ANSI/TIA 41.511-E-2004): 5/28/2013

ANSI/TIA 136-377-B-1-(E)-2008 (R2013), TDMA Third Generation Wireless EGPRS-136 Gs Interface Specifications - Addendum 1 (reaffirmation and redesignation of ANSI/TIA 136-377-B-1-2008): 5/28/2013

ANSI/TIA 664-000-B-2003 (R2013), Wireless Features Description (reaffirmation of ANSI/TIA 664-000-B-2003): 5/28/2013

ANSI/TIA/EIA 136-005-C-2004 (R2013), TDMA Third Generation Wireless - Introduction, Identification, and Semi-Permanent Memory (reaffirmation and redesignation of ANSI/TIA 136-005-C-2004): 5/28/2013

ANSI/TIA/EIA 136-020-E-2004 (R2013), TDMA Third Generation Wireless - SOC, BSMC, and Other Code Assignments (reaffirmation and redesignation of ANSI/TIA 136-020-E-2004): 5/28/2013

ANSI/TIA/EIA 136-030-B-2004 (R2013), TDMA Third Generation Wireless - R-UIM Overview and Operations (reaffirmation and redesignation of ANSI/TIA 136-030-B-2004): 5/28/2013

ANSI/TIA/EIA 136-121-A-1999 (R2013), TDMA Cellular PCS - Digital Control Channel Layer 1 (reaffirmation and redesignation of ANSI/TIA 136-121-A-1999 (R2003)): 5/28/2013

ANSI/TIA/EIA 136-133-E-2004 (R2013), TDMA Third Generation Wireless - Digital Traffic Channel Layer Three (reaffirmation and redesignation of ANSI/TIA 136-133-E-2004): 5/28/2013

ANSI/TIA/EIA 136-030-B-1-(E)-2005 (R2013), TDMA Third Generation Wireless - R-UIM Overview and Operation - Addendum 1 (reaffirmation of ANSI/TIA/EIA 136-030-B-1-2005): 5/28/2013

ANSI/TIA/EIA 136-420-2003 (R2013), TDMA Cellular PCS - VSELP (reaffirmation and redesignation of ANSI/TIA 136-420-2003): 5/28/2013

ANSI/TIA/EIA 136-630-1999 (R2013), TDMA Cellular PCS - Broadcast Teleservice Transport - Broadcast Air-Interface Transport Service (BATS) (reaffirmation and redesignation of ANSI/TIA 136-630-1999 (R2003)): 5/28/2013

ANSI/TIA/EIA 136-750-1999 (R2013), TDMA Cellular PCS - General UDP Transport Service (GUTS) (reaffirmation and redesignation of ANSI/TIA 136-750-1999 (R2003)): 5/28/2013

ANSI/TIA/EIA 136-905-A-2004 (R2013), TDMA Third Generation Wireless - Normative Information (reaffirmation and redesignation of ANSI/TIA 136-905-A-2004): 5/28/2013

**UL (Underwriters Laboratories, Inc.)*****New Standard***

ANSI/UL 51-2013, Power-Operated Pumps for Anhydrous Ammonia, LP-Gas, and Propylene (new standard): 5/31/2013

***Reaffirmation***

ANSI/UL 6A-2008 (R2013), Standard for Safety for Electrical Rigid Metal Conduit - Aluminum, Red Brass, and Stainless Steel (reaffirmation of ANSI/UL 6A-2008): 5/30/2013

ANSI/UL 1618-2009 (R2013), Standard for Safety for Wall Protectors, Floor Protectors, and Hearth Extensions (reaffirmation of ANSI/UL 1618-2009): 5/29/2013

ANSI/UL 2360-2004 (R2013), Standard for Safety for Test Methods for Determining the Combustibility Characteristics of Plastics Used in Semi-Conductor Tool Construction (reaffirmation of ANSI/UL 2360-2004 (R2008)): 5/31/2013

ANSI/UL 2561-2009 (R2013), Standard for Safety for 1400 Degree Fahrenheit Factory-Built Chimneys (reaffirmation of ANSI/UL 2561-2009): 5/29/2013

ANSI/UL 60079-7-2008 (R2013), Standard for Safety for Explosive Atmospheres - Part 7: Equipment Protection by Increased Safety "e" (reaffirmation of ANSI/UL 60079-7-2008): 5/31/2013

***Revision***

ANSI/UL 746E-2013a, Standard for Safety for Polymeric Materials; Industrial Laminates, Filament Wound Tubing, Vulcanized Fibre, and Materials Used in Printed-Wiring Boards (revision of ANSI/UL 746E-2013): 5/13/2013

ANSI/UL 746B-2013b, Standard for Safety for Polymeric Materials - Long Term Property Evaluations (revision of ANSI/UL 746B-2013): 5/29/2013

\* ANSI/UL 817-2013, Standard for Safety for Cord Sets and Power-Supply Cords (revision of ANSI/UL 817-2012): 6/3/2013

\* ANSI/UL 1042-2013, Standard for Safety for Electric Baseboard Heaters (revision of ANSI/UL 1042-2013): 6/3/2013

ANSI/UL 1081-2013b, Standard for Safety for Swimming Pool Pumps, Filters, and Chlorinators (revision of ANSI/UL 1081-2011): 5/31/2013

ANSI/UL 1081-2013c, Standard for Safety for Swimming Pool Pumps, Filters, and Chlorinators (revision of ANSI/UL 1081-2011): 5/31/2013

**VITA (VMEbus International Trade Association (VITA))*****Revision***

ANSI/VITA 46.0-2013, VPX Baseline Standard (revision of ANSI/VITA 46.0-2007): 5/28/2013

# Project Initiation Notification System (PINS)

ANSI Procedures require notification of ANSI by ANSI-accredited standards developers (ASD) of the initiation and scope of activities expected to result in new or revised American National Standards (ANS). Early notification of activity intended to reaffirm or withdraw an ANS and in some instances a PINS related to a national adoption is optional. The mechanism by which such notification is given is referred to as the PINS process. For additional information, see clause 2.4 of the ANSI Essential Requirements: Due Process Requirements for American National Standards.

Following is a list of proposed actions and new ANS that have been received recently from ASDs. Please also review the section in Standards Action entitled "American National Standards Maintained Under Continuous Maintenance" for additional or comparable information with regard to standards maintained under the continuous maintenance option. To view information about additional standards for which a PINS has been submitted and to search approved ANS, please visit [www.NSSN.org](http://www.NSSN.org), which is a database of standards information. Note that this database is not exhaustive.

Directly and materially affected interests wishing to receive more information or to submit comments are requested to contact the standards developer directly within 30 days of the publication of this announcement.

## AAMI (Association for the Advancement of Medical Instrumentation)

**Office:** 4301 N Fairfax Drive  
Suite 301  
Arlington, VA 22203-1633

**Contact:** Jennifer Moyer

**Fax:** (703) 276-0793

**E-mail:** [jmoyer@aami.org](mailto:jmoyer@aami.org)

BSR/AAMI HE75-201x, Human factors engineering - Design of medical devices (revision of ANSI/AAMI HE75-2009)

Stakeholders: Manufacturers, regulators, clinicians.

Project Need: This document will be updated to reflect state-of-the-art design recommendations and concepts.

Addresses a broad range of human factors engineering (HFE) topics in a structured format. Examples are provided, as are references to more detailed information. The material emphasizes adoption of a user-centered focus throughout the product design and development process, with the goal of making medical devices easier to use and less prone to use error.

## ASTM (ASTM International)

**Office:** 100 Barr Harbor Drive  
West Conshohocken, PA 19428-2959

**Contact:** Jeff Richardson

**Fax:** (610) 834-7067

**E-mail:** [accreditation@astm.org](mailto:accreditation@astm.org)

BSR/ASTM WK42159-201x, New Test Method for Flammability and Resistance of Eaves and Horizontal Projections to Fire Penetration Multilevel (new standard)

Stakeholders: External fire exposures industry.

Project Need: This fire-test-response standard covers the measurement of the relative fire characteristics of exposed underside of projections such as the horizontal soffits of roof eaves, floor projections, and exposed underfloor areas to direct flame impingement from a simulated fire originating outside the building.

<http://www.astm.org/DATABASE.CART/WORKITEMS/WK42159.htm>

## ISA (ISA)

**Office:** 67 Alexander Drive  
Research Triangle Park, NC 27709

**Contact:** Eliana Brazda

**Fax:** (919) 549-8288

**E-mail:** [ebrazda@isa.org](mailto:ebrazda@isa.org)

BSR/ISA 92.00.02-201x, Installation, Operation, and Maintenance of Toxic Gas-Detection Instruments (new standard)

Stakeholders: Consumers, manufacturers, regulatory bodies.

Project Need: To assist in human and equipment safety.

This standard gives guidance on the selection, installation, use, and maintenance of electrically operated equipment intended for use in industrial and commercial safety applications for the detection and measurement of toxic gases.

## OPEI (Outdoor Power Equipment Institute)

**Office:** 341 South Patrick Street  
Alexandria, VA 22314

**Contact:** Greg Knott

**Fax:** (703) 549-7604

**E-mail:** [gknott@opei.org](mailto:gknott@opei.org); [gcoons@opei.org](mailto:gcoons@opei.org); [dmustico@opei.org](mailto:dmustico@opei.org)

\* BSR/OPEI B175.1-201X, Standard for Outdoor Power Equipment - Internal Combustion Engine-Powered Hand-Held Chain Saws - Safety and Environmental Requirements (revision of ANSI/OPEI B175.1-2012)

Stakeholders: Manufacturers of outdoor power equipment, suppliers, distributors, governmental agencies, testing entities, and consumers.

Project Need: To include new language and correct and clarify some existing language.

The purpose of this standard is to establish safety and environmental requirements for internal-combustion-engine-powered hand-held chain saws and replacement saw chains.

**TAPPI (Technical Association of the Pulp and Paper Industry)**

**Office:** 15 Technology Parkway South  
Peachtree Corners, GA 30092

**Contact:** Charles Bohanan

**Fax:** (770) 446-6947

**E-mail:** standards@tappi.org

BSR/TAPPI T 631 om-201x, Microbiological enumeration of process water and slush pulp (new standard)

Stakeholders: Manufacturers of pulp, paper, packaging, or related products, consumers or converters of such products, and suppliers of equipment, supplies, or raw materials for the manufacture of such products.

Project Need: To conduct required five-year review of an existing TAPPI standard in order to revise it if needed to address new technology or correct errors.

This method is recommended primarily for the microbiological examination of process water. It is also applicable to pulp slush stock. This method is adequate for classical, heterotrophic cell counts of unencapsulated, planktonic microorganisms. This method will not give an accurate measure of the numbers of encapsulated, slime-forming cells or sessile microorganisms present. Because of the exacting technique required in microbiological procedures, reproducible results can be obtained only by a trained technician.

**UL (Underwriters Laboratories, Inc.)**

**Office:** 455 E Trimble Road  
San Jose, CA 95131-1230

**Contact:** Linda Phinney

**Fax:** (408) 754-6684

**E-mail:** Linda.L.Phinney@ul.com

BSR/UL 753-201X, Standard for Safety for Alarm Accessories for Automatic Water-Supply Control Valves for Fire Protection Service (new standard)

Stakeholders: Users, installers, and manufacturers of alarm accessories for automatic water-supply control valves for use in automatic sprinkler equipment for fire protection service, AHJs.

Project Need: To obtain national recognition of a standard covering alarm accessories for automatic water-supply control valves for fire protection service.

The requirements cover alarm accessories for automatic water-supply control valves for use in automatic sprinkler equipment for fire protection service. May include water motors and gongs, pressure-operated switches, and other electrical and nonelectrical attachments, components, or units commonly used with alarm, dry-pipe and pre-action valves. Requirements for the installation and use of alarm accessories with automatic water-supply control valves are included in the Standard for Installation of Sprinkler Systems, NFPA 13.

# American National Standards Maintained Under Continuous Maintenance

The ANSI Essential Requirements: Due Process Requirements for American National Standards provide two options for the maintenance of American National Standards (ANS): periodic maintenance (see clause 4.7.1) and continuous maintenance (see clause 4.7.2). Continuous maintenance is defined as follows:

The standard shall be maintained by an accredited standards developer. A documented program for periodic publication of revisions shall be established by the standards developer. Processing of these revisions shall be in accordance with these procedures. The published standard shall include a clear statement of the intent to consider requests for change and information on the submittal of such requests. Procedures shall be established for timely, documented consensus action on each request for change and no portion of the standard shall be excluded from the revision process. In the event that no revisions are issued for a period of four years, action to reaffirm or withdraw the standard shall be taken in accordance with the procedures contained in the ANSI Essential Requirements.

The Executive Standards Council (ExSC) has determined that for standards maintained under the Continuous Maintenance option, separate PINS announcements are not required. The following ANSI Accredited Standards Developers have formally registered standards under the Continuous Maintenance option.

- AAMI (Association for the Advancement of Medical Instrumentation)
- AAMVA (American Association of Motor Vehicle Administrators)
- AGA (American Gas Association)
- AGSC (Auto Glass Safety Council)
- ASC X9 (Accredited Standards Committee X9, Incorporated)
- ASHRAE (American Society of Heating, Refrigerating and Air-Conditioning Engineers, Inc.)
- ASME (American Society of Mechanical Engineers)
- ASTM (ASTM International)
- GEIA (Greenguard Environmental Institute)
- HL7 (Health Level Seven)
- MHI (ASC MH10) (Material Handling Industry)
- NAHBRC (NAHB Research Center, Inc.)
- NBBPVI (National Board of Boiler and Pressure Vessel Inspectors)
- NCPDP (National Council for Prescription Drug Programs)
- NISO (National Information Standards Organization)
- NSF (NSF International)
- TIA (Telecommunications Industry Association)
- UL (Underwriters Laboratories, Inc.)

To obtain additional information with regard to these standards, such as contact information at the ANSI accredited standards developer, please visit ANSI Online at [www.ansi.org](http://www.ansi.org), select Internet Resources, click on "Standards Information," and see "American National Standards Maintained Under Continuous Maintenance". This information is also available directly at [www.ansi.org/publicreview](http://www.ansi.org/publicreview).

Alternatively, you may contact the Procedures & Standards Administration Department (PSA) at [psa@ansi.org](mailto:psa@ansi.org) or via fax at 212-840-2298. If you request that information be provided via E-mail, please include your E-mail address; if you request that information be provided via fax, please include your fax number. Thank you.

## ANSI-Accredited Standards Developers Contact Information

The addresses listed in this section are to be used in conjunction with standards listed in PINS, Call for Comment and Final Actions. This section is a list of developers who have submitted standards for this issue of *Standards Action* – it is not intended to be a list of all ANSI-Accredited Standards Developers. Please send all address corrections to Standards Action Editor at [standact@ansi.org](mailto:standact@ansi.org).

<p><b>AAMI</b> Association for the Advancement of Medical Instrumentation  4301 N Fairfax Drive Suite 301 Arlington, VA 22203-1633 Phone: (703) 253-8274 Fax: (703) 276-0793 Web: <a href="http://www.aami.org">www.aami.org</a></p> <p><b>ABYC</b> American Boat and Yacht Council  613 Third Street Suite 10 Annapolis, MD 21403 Phone: (410) 990-4460 Fax: (410) 990-4466 Web: <a href="http://www.abycinc.org">www.abycinc.org</a></p> <p><b>ACCA</b> Air Conditioning Contractors of America  2800 Shirlington Road Suite 300 Arlington, VA 22206 Phone: (202) 251-3835 Fax: (703) 575-9147 Web: <a href="http://www.acca.org">www.acca.org</a></p> <p><b>ADA (Organization)</b> American Dental Association  211 E. Chicago Ave Chicago, IL 60611 Phone: (312) 440-2533 Fax: (312) 440-2529 Web: <a href="http://www.ada.org">www.ada.org</a></p> <p><b>APA</b> APA - The Engineered Wood Association  7011 South 19th Street Tacoma, WA 98466 Phone: (253) 620-7467 Fax: (253) 565-7265 Web: <a href="http://www.apawood.org">www.apawood.org</a></p> <p><b>ASA (ASC S12)</b> Acoustical Society of America  35 Pinelawn Road, Suite 114E Melville, NY 11747 Phone: (631) 390-0215 Fax: (631) 390-0217 Web: <a href="http://acousticalsociety.org">acousticalsociety.org</a></p>	<p><b>ASABE</b> American Society of Agricultural and Biological Engineers  2950 Niles Road St Joseph, MI 49085 Phone: (269) 932-7015 Fax: (269) 429-3852 Web: <a href="http://www.asabe.org">www.asabe.org</a></p> <p><b>ASME</b> American Society of Mechanical Engineers  Two Park Avenue New York, NY 10016 Phone: (212) 591-8521 Fax: (212) 591-8501 Web: <a href="http://www.asme.org">www.asme.org</a></p> <p><b>ASTM</b> ASTM International  100 Barr Harbor Drive West Conshohocken, PA 19428-2959 Phone: (610) 832-9743 Fax: (610) 834-3655 Web: <a href="http://www.astm.org">www.astm.org</a></p> <p><b>ATIS</b> Alliance for Telecommunications Industry Solutions  1200 G Street, NW Suite 500 Washington, DC 20005 Phone: (202) 434-8841 Fax: (202) 347-7125 Web: <a href="http://www.atis.org">www.atis.org</a></p> <p><b>AWWA</b> American Water Works Association  6666 W. Quincy Ave. Denver, CO 80235 Phone: (303) 347-6178 Fax: (303) 795-7603 Web: <a href="http://www.awwa.org">www.awwa.org</a></p> <p><b>B11</b> B11 Standards, Inc.  PO Box 690905 Houston, TX 77269-0905 Phone: (832) 446-6999</p> <p><b>BHMA</b> Builders Hardware Manufacturers Association  355 Lexington Avenue New York, NY 10017 Phone: (212) 297-2126 Fax: (212) 370-9047 Web: <a href="http://www.buildershardware.com/">www.buildershardware.com/</a></p>	<p><b>ECA</b> Electronic Components Association  2214 Rock Hill Road Suite 170 Herndon, VA 20170-4212 Phone: ((703) ) 907-7421 Fax: ((703) ) 907-7601 Web: <a href="http://www.ce.org">www.ce.org</a></p> <p><b>FCI</b> Fluid Controls Institute  1300 Sumner Avenue Cleveland, OH 44115 Phone: (216) 241-7333 x3027 Fax: (216) 241-0105 Web: <a href="http://www.fluidcontrolsintstitute.org">www.fluidcontrolsintstitute.org</a></p> <p><b>HI</b> Hydraulic Institute  6 Campus Drive, 1st Fl North Parsippany, NJ 07054 Phone: (973) 267-9700 Ext 123 Fax: (973) 267-9055 Web: <a href="http://www.pumps.org">www.pumps.org</a></p> <p><b>HL7</b> Health Level Seven  3300 Washtenaw Avenue Suite 227 Ann Arbor, MI 48104 Phone: (734) 677-7777 Ext 104 Fax: (734) 677-6622 Web: <a href="http://www.hl7.org">www.hl7.org</a></p> <p><b>IEEE (ASC C63)</b> Institute of Electrical and Electronics Engineers  445 Hoes Lane, PO Box 1331 Piscataway, NJ 08855-1331 Phone: (732) 275-7362 Fax: (732) 562-1571 Web: <a href="http://www.ieee.org">www.ieee.org</a></p> <p><b>IEEE (ASC N42)</b> Institute of Electrical and Electronics Engineers  NIST 100 Bureau Drive, Mail Stop 8642 Gaithersburg, MD 20899-8462 Phone: (301) 975-5536 Fax: (301) 926-7416 Web: <a href="http://www.ieee.org">www.ieee.org</a></p>	<p><b>ISA (Organization)</b> ISA-The Instrumentation, Systems, and Automation Society  67 Alexander Drive Research Triangle Park, NC 27709 Phone: (919) 990-9228 Fax: (919) 549-8288 Web: <a href="http://www.isa.org">www.isa.org</a></p> <p><b>ITI (INCITS)</b> InterNational Committee for Information Technology Standards  1101 K Street NW, Suite 610 Washington, DC 20005-3922 Phone: (202) 626-5746 Fax: (202) 638-4922 Web: <a href="http://www.incits.org">www.incits.org</a></p> <p><b>NAAMM</b> National Association of Architectural Metal Manufacturers  800 Roosevelt Road, Building C Suite 312 Glen Ellyn, IL 60137 Phone: (630) 942-6591 Fax: (630) 790-3095 Web: <a href="http://www.naamm.org">www.naamm.org</a></p> <p><b>NEMA (ASC C29)</b> National Electrical Manufacturers Association  1300 North 17th Street, Suite 1752 Rosslyn, VA 22209 Phone: (703) 841-3297 Fax: 703-841-3397 Web: <a href="http://www.nema.org">www.nema.org</a></p> <p><b>NSF</b> NSF International  789 N. Dixboro Road Ann Arbor, MI 48105 Phone: (734) 827-6819 Fax: (734) 827-7875 Web: <a href="http://www.nsf.org">www.nsf.org</a></p> <p><b>OPEI</b> Outdoor Power Equipment Institute  341 South Patrick Street Alexandria, VA 22314 Phone: (703) 549-7600 Fax: (703) 549-7604 Web: <a href="http://www.opei.org">www.opei.org</a></p>
---	--	---	--

**SCTE**

Society of Cable Telecommunications  
Engineers  
140 Philips Rd.  
Exton, PA 19341  
Phone: (610) 594-7308  
Fax: (610) 363-7133  
Web: [www.scte.org](http://www.scte.org)

**TAPPI**

Technical Association of the Pulp and  
Paper Industry  
15 Technology Parkway South  
Peachtree Corners, GA 30092  
Phone: (770) 209-7276  
Fax: (770) 446-6947  
Web: [www.tappi.org](http://www.tappi.org)

**TIA**

Telecommunications Industry  
Association  
1320 North Courthouse Road  
Suite 200  
Arlington, VA 22201  
Phone: (703) 907-7706  
Fax: (703) 907-7727  
Web: [www.tiaonline.org](http://www.tiaonline.org)

**UL**

Underwriters Laboratories, Inc.  
455 E Trimble Road  
San Jose, CA 95131-1230  
Phone: (408) 754-6684  
Fax: (408) 754-6684  
Web: [www.ul.com/](http://www.ul.com/)

**VITA**

VMEbus International Trade  
Association (VITA)  
PO Box 19658  
Fountain Hills, AZ 85269  
Phone: (480) 837-7486  
Fax: (480) 837-7486  
Web: [www.vita.com/](http://www.vita.com/)





# ISO Draft International Standards

This section lists proposed standards that the International Organization for Standardization (ISO) is considering for approval. The proposals have received substantial support within the technical committees or subcommittees that developed them and are now being circulated to ISO members for comment and vote. Standards Action readers interested in reviewing and commenting on these documents should order copies from ANSI.

## Comments

Comments regarding ISO documents should be sent to Karen Hughes, at ANSI's New York offices ([isot@ansi.org](mailto:isot@ansi.org)). The final date for offering comments is listed after each draft.

## Ordering Instructions

**ISO Drafts can be made available by contacting ANSI's Customer Service department. Please e-mail your request for an ISO Draft to Customer Service at [sales@ansi.org](mailto:sales@ansi.org). When making your request, please provide the date of the Standards Action issue in which the draft document you are requesting appears.**

## **IMPLANTS FOR SURGERY (TC 150)**

ISO/DIS 5841-2, Implants for surgery - Cardiac pacemakers - Part 2: Reporting of clinical performance of populations of pulse generators or leads - 8/30/2013, \$93.00

## **INFORMATION AND DOCUMENTATION (TC 46)**

ISO/DIS 17316, Information and documentation - International standard document link (ISDL) - 8/24/2013, \$62.00

## **STEEL (TC 17)**

ISO/DIS 630-5, Structural steels - Part 5: Technical delivery conditions for structural steels with improved atmospheric corrosion resistance - 9/9/2013

ISO/DIS 630-6, Structural steels - Part 6: Technical delivery conditions for seismic improved structural steels for building - 9/9/2013

## **TIMBER (TC 218)**

ISO/DIS 17959, General requirements for solid wood flooring - 9/6/2013

## **TRACTORS AND MACHINERY FOR AGRICULTURE AND FORESTRY (TC 23)**

ISO/DIS 13860, Machinery for forestry - Forwarders - Terms, definitions and commercial specifications - 9/1/2013



# Newly Published ISO Standards

Listed here are new and revised standards recently approved and promulgated by ISO - the International Organization for Standardization. Most are available at the ANSI Electronic Standards Store (ESS) at [www.ansi.org](http://www.ansi.org). All paper copies are available from Standards resellers (<http://webstore.ansi.org/faq.aspx#resellers>).

## AIRCRAFT AND SPACE VEHICLES (TC 20)

- ISO 15887:2013, Space data and information transfer systems - Lossless data compression, \$172.00
- ISO 17807:2013, Space data and information transfer systems - Asynchronous message service, \$268.00
- ISO 17854:2013, Space data and information transfer systems - Flexible advanced coding and modulation scheme for high rate telemetry applications, \$218.00
- ISO 18201:2013, Space data and information transfer systems - Mission operations reference model, \$218.00
- ISO 18202:2013, Space data and information transfer systems - Mission operations message abstraction layer, \$285.00
- ISO 18381:2013, Space data and information transfer systems - Lossless multispectral and hyperspectral image compression, \$192.00
- ISO 18382:2013, Space data and information transfer systems - Spacecraft onboard interface services - RFID-based inventory management systems, \$181.00
- ISO 18423:2013, Space data and information transfer systems - Pseudo-Noise (PN) Ranging Systems, \$164.00
- ISO 18424:2013, Space data and information transfer systems - XML Telemetric and Command Exchange (XTCE), \$235.00
- ISO 18425:2013, Space data and information transfer systems - Spacecraft Onboard Interface Services - Subnetwork Packet Service, \$142.00
- ISO 18426:2013, Space data and information transfer systems - Spacecraft Onboard Interface Services - Subnetwork Memory Access Service, \$142.00
- ISO 18427:2013, Space data and information transfer systems - Spacecraft Onboard Interface Services - Subnetwork Synchronization Service, \$126.00
- ISO 18428:2013, Space data and information transfer systems - Spacecraft Onboard Interface Services - Subnetwork Device Discovery Service, \$126.00
- ISO 18438:2013, Space data and information transfer systems - Spacecraft Onboard Interface Services - Subnetwork Test Service, \$126.00
- ISO 18439:2013, Space data and information transfer systems - Space Communication Cross Support - Service Management - Service Specification, \$285.00
- ISO 18440:2013, Space data and information transfer systems - Space Link Extension - Internet Protocol for Transfer Services, \$218.00
- ISO 18441:2013, Space data and information transfer systems - Space Link Extension - Application Program Interface for Transfer Services - Core Specification, \$285.00
- ISO 18442:2013, Space data and information transfer systems - Space Link Extension - Application Program Interface for Return All Frames Service, \$204.00
- ISO 18443:2013, Space data and information transfer systems - Space Link Extension - Application Program Interface for Return Channel Frames Service, \$204.00
- ISO 18444:2013, Space data and information transfer systems - Space Link Extension - Application Program Interface for Return Operational Control Fields Service, \$218.00
- ISO 18445:2013, Space data and information transfer systems - Space Link Extension - Application Program Interface for the Forward CLTU Service, \$235.00
- ISO 18446:2013, Space data and information transfer systems - Space Link Extension - Application Program Interface for the Forward Space Packet Service, \$285.00
- ISO 22664:2013, Space data and information transfer systems - TC (telecommand) space data link protocol, \$250.00
- ISO 22667:2013, Space data and information transfer systems - Communications operation procedure-1, \$235.00
- ISO 22669:2013, Space data and information transfer systems - Space link extension (SLE) - Return-all-frames service, \$268.00
- ISO 22670:2013, Space data and information transfer systems - Space link extension (SLE) - Return-channel-frames service, \$268.00
- ISO 26143:2013, Space data and information transfer systems - Space link extension (SLE) - Return operational control fields service, \$285.00

## BANKING AND RELATED FINANCIAL SERVICES (TC 68)

- ISO 1004-1:2013, Information processing - Magnetic ink character recognition - Part 1: Print specifications for E13B, \$172.00
- ISO 1004-2:2013, Information processing - Magnetic ink character recognition - Part 2: Print specifications for CMC7, \$150.00

**GAS CYLINDERS (TC 58)**

ISO 11439:2013, Gas cylinders - High pressure cylinders for the on-board storage of natural gas as a fuel for automotive vehicles, \$218.00

**INDUSTRIAL AUTOMATION SYSTEMS AND INTEGRATION (TC 184)**

IEC 62264-1:2013, Enterprise-control system integration - Part 1: Models and terminology, \$285.00

**NON-DESTRUCTIVE TESTING (TC 135)**

ISO 3452-1:2013, Non-destructive testing - Penetrant testing - Part 1: General principles, \$126.00

**PLASTICS (TC 61)**

ISO 26842-1:2013, Adhesives - Test methods for the evaluation and selection of adhesives for indoor wood products - Part 1: Resistance to delamination in non-severe environments, \$70.00

ISO 26842-2:2013, Adhesives - Test methods for the evaluation and selection of adhesives for indoor wood products - Part 2: Resistance to delamination in severe environments, \$60.00

**QUALITY MANAGEMENT AND QUALITY ASSURANCE (TC 176)**

ISO 10008:2013, Quality management - Customer satisfaction - Guidelines for business-to-consumer electronic commerce transactions, \$142.00

**THERMAL INSULATION (TC 163)**

ISO 12570/Amd1:2013, Hygrothermal performance of building materials and products - Determination of moisture content by drying at elevated temperature - Amendment 1, \$20.00

**TRACTORS AND MACHINERY FOR AGRICULTURE AND FORESTRY (TC 23)**

ISO 16236:2013, Crop protection equipment - Test method for the determination of drainable volume and its concentration, \$60.00

ISO 19932-1:2013, Equipment for crop protection - Knapsack sprayers - Part 1: Safety and environmental requirements, \$112.00

ISO 19932-2:2013, Equipment for crop protection - Knapsack sprayers - Part 2: Test methods, \$126.00

**ISO Technical Reports****MECHANICAL VIBRATION AND SHOCK (TC 108)**

ISO/TR 19201:2013, Mechanical vibration - Methodology for selecting appropriate machinery vibration standards, \$142.00

**SIEVES, SIEVING AND OTHER SIZING METHODS (TC 24)**

ISO/TR 13097:2013, Guidelines for the characterization of dispersion stability, \$104.00

**ISO Technical Specifications****PERSONAL SAFETY - PROTECTIVE CLOTHING AND EQUIPMENT (TC 94)**

ISO/TS 16976-8:2013, Respiratory protective devices - Human factors - Part 8: Ergonomic factors, \$120.00

**ISO/IEC JTC 1, Information Technology**

ISO/IEC 9594-8/Cor3:2013, Information technology - Open Systems Interconnection - The Directory: Public-key and attribute certificate frameworks - Corrigendum, FREE

ISO/IEC 29182-1:2013, Information technology - Sensor networks: Sensor Network Reference Architecture (SNRA) - Part 1: General overview and requirements, \$70.00

ISO/IEC 29182-2:2013, Information technology - Sensor networks: Sensor Network Reference Architecture (SNRA) - Part 2: Vocabulary and terminology, \$80.00

# Registration of Organization Names in the United States

The Procedures for Registration of Organization Names in the United States of America (document ISSB 989) require that alphanumeric organization names be subject to a 90-day Public Review period prior to registration. For further information, please contact the Registration Coordinator at (212) 642-4946.

The following is a list of alphanumeric organization names that have been submitted to ANSI for registration. Alphanumeric names appearing for the first time are printed in bold type. Names with confidential contact information, as requested by the organization, list only public review dates.

## PUBLIC REVIEW

Digital Transmission License Administrator

Public Review: March 18, 2013 to June 12, 2013

NOTE: Challenged alphanumeric names are underlined. The Procedures for Registration provide for a challenge process, which follows in brief. For complete details, see Section 6.4 of the Procedures.

A challenge is initiated when a letter from an interested entity is received by the Registration Coordinator. The letter shall identify the alphanumeric organization name being challenged and state the rationale supporting the challenge. A challenge fee shall accompany the letter. After receipt of the challenge, the alphanumeric organization name shall be marked as challenged in the Public Review list. The Registration Coordinator shall take no further action to register the challenged name until the challenge is resolved among the disputing parties.

# Proposed Foreign Government Regulations

## Call for Comment

U.S. manufacturers, exporters, regulatory agencies and standards developing organizations may be interested in proposed foreign technical regulations issued by Member countries of the World Trade Organization (WTO). In accordance with the WTO Agreement on Technical Barriers to Trade (TBT Agreement), Members are required to report proposed technical regulations that may significantly affect trade to the WTO Secretariat in Geneva, Switzerland. In turn, the Secretariat disseminates the information to all WTO Members. The purpose of this requirement is to provide global trading partners with an opportunity to review and comment on the regulations before they become final.

The National Center for Standards and Certification Information (NCSCI) at the National Institute of Standards and Technology

(NIST), distributes these proposed foreign technical regulations to U.S. stakeholders via an online service, Notify U.S. Notify U.S. is an e-mail and Web service that allows interested U.S. parties to register, obtain notifications, and read full texts of regulations from countries and for industry sectors of interest to them. To register for Notify U.S., please go to Internet URL: <http://www.nist.gov/notifyus/> and click on "Subscribe".

NCSCI is the WTO TBT Inquiry Point for the U.S. and receives all notifications and full texts of regulations to disseminate to U.S. Industry. For further information, please contact: NCSCI, NIST, 100 Bureau Drive, Gaithersburg, MD 20899-2160; Telephone: (301) 975-4040; Fax: (301) 926-1559; E-mail: [ncsci@nist.gov](mailto:ncsci@nist.gov) or [notifyus@nist.gov](mailto:notifyus@nist.gov).

# Information Concerning

---

## American National Standards

### INCITS Executive Board

#### ANSI Accredited SDO and US TAG to ISO/IEC JTC 1, Information Technology

The InterNational Committee for Information Technology Standards (INCITS), an ANSI accredited SDO, is the forum for information technology developers, producers and users for the creation and maintenance of formal de jure IT standards. INCITS' mission is to promote the effective use of Information and Communication Technology through standardization in a way that balances the interests of all stakeholders and increases the global competitiveness of the member organizations.

The INCITS Executive Board serves as the consensus body with its oversight of programs of its 40+ Technical Committees. Additionally, the INCITS Executive Board exercises international leadership in its role as the US Technical Advisory Group (TAG) to ISO/IEC JTC 1, Information Technology.

The INCITS Executive Board seeks to broaden its membership base and is recruiting new participants in the following membership categories:

- special interest (user, academic, consortia)
- non-business (government and major/minor SDOs)

Membership in the INCITS Executive Board is open to all directly and materially affected parties in accordance with INCITS membership rules. To find out more about participating on the INCITS Executive Board, please contact Jennifer Garner at 202-626-5737 or [jgarner@itic.org](mailto:jgarner@itic.org). Visit [www.INCITS.org](http://www.INCITS.org) for more information regarding INCITS activities.

### Calls for Members

#### Society of Cable Telecommunications

#### ANSI Accredited Standards Developer

SCTE, an ANSI-accredited SDO, is the primary organization for the creation and maintenance of standards for the cable telecommunications industry. SCTE's standards mission is to develop standards that meet the needs of cable system operators, content providers, network and customer premises equipment manufacturers, and all others who have an interest in the industry through a fair, balanced and transparent process.

SCTE is currently seeking to broaden the membership base of its ANS consensus bodies and is interested in new members in all membership categories to participate in new work in fiber-optic networks, advanced advertising, 3D television, and other important topics. Of particular interest is membership from the content (program and advertising) provider and user communities.

Membership in the SCTE Standards Program is open to all directly and materially affected parties as defined in SCTE's membership rules and operating procedures. More information is available at [www.scte.org](http://www.scte.org) or by e-mail from [standards@scte.org](mailto:standards@scte.org).

## ANSI Accredited Standards Developers

### Approvals of Reaccreditations

#### IICRC – The Institute of Inspection, Cleaning and Restoration Certification

ANSI's Executive Standards Council has approved the reaccreditation of IICRC – The Institute of Inspection, Cleaning and Restoration Certification, an ANSI organizational member, under its recently revised operating procedures for documenting consensus on IICRC-sponsored American National Standards, effective June 5, 2013. For additional information, please contact: Ms. Mili Washington, Standards Director, IICRC, 2715 E. Mill Plain Boulevard, Vancouver, WA 98661; phone: 360.693.5675 ext. 3223; e-mail: [mili@iicrc.org](mailto:mili@iicrc.org).

#### InterNational Electrical Testing Association (NETA)

At the direction of ANSI's Executive Standards Council (ExSC), the reaccreditation of the InterNational Electrical Testing Association (NETA), an ANSI organizational member, has been approved under its recently revised operating procedures for documenting consensus on NETA-sponsored American National Standards, effective May 31, 2013. For additional information, please contact: Ms. Kristen Wicks, Technical Services Manager, NETA, 3050 Old Centre, Suite 102, Portage, MI 49024; phone: 269.488.6382; e-mail: [kwicks@netaworld.org](mailto:kwicks@netaworld.org).

## ANSI Accreditation Program for Third Party Product Certification Agencies

### Scope Extension

#### Advanced Compliance Solutions, Inc. (ACS)

#### Comment Deadline: July 8, 2013

Mr. Jeff Woods  
**Advanced Compliance Solutions, Inc. (ACS)**  
 5015 B.U. Bowman Drive  
 Buford, GA 30518  
 Phone: 770-831-8048  
 Fax: 770-831-8598  
 Web: [www.acstestlab.com](http://www.acstestlab.com)  
 E-mail: [jwoods@acstestlab.com](mailto:jwoods@acstestlab.com)

On June 3, 2013, Advanced Compliance Solutions, Inc. (ACS) requested the following scope extension:

#### EPA ENERGY STAR®

#### Heating Cooling and Water Heating

#### Commercial Water Heaters

Please send your comments by July 8, 2013 to Reinaldo Balbino Figueiredo, Senior Program Director, Product Certifier Accreditation, American National Standards Institute, 1899 L Street, NW, 11th Floor, Washington, DC 20036, Fax: 202-293-9287 or e-mail: [rfigueir@ansi.org](mailto:rfigueir@ansi.org), or Nikki Jackson, Sr. Program Manager, Product Certifier Accreditation, American National Standards Institute, 1899 L Street, NW, 11th Floor, Washington, DC 20036, Fax: 202-293-9287 or e-mail: [njackson@ansi.org](mailto:njackson@ansi.org).

# International Organization for Standardization (ISO)

## New Work Item Proposal

### Chain of Custody of Forest Based Products – Requirements

**Comment Deadline: July 12, 2013**

ABNT (Brazil) and DIN (Germany) have submitted to ISO a new work item proposal for a new ISO standard on Chain of Custody of Forest Based Products – Requirements, with the following scope statement:

Standardization in the field of forest management requirements for a chain-of-custody control system for forest products.

Anyone wishing to review the new work item proposal can request a copy of the proposal by contacting ANSI's ISO Team via e-mail: [isot@ansi.org](mailto:isot@ansi.org) with submission of comments to Steve Cornish ([scornish@ansi.org](mailto:scornish@ansi.org)) by close of business on Friday, July 12, 2013.

# Information Concerning

## ANSI Accredited Standards Developers

### Application for Accreditation

## Accredited Snow Contractors Association (ASCA)

### Comment Deadline: July 8, 2013

The **Accredited Snow Contractors Association (ASCA)**, a new ANSI Organizational Member, has submitted an application for accreditation as an ANSI Accredited Standards Developer (ASD) and proposed operating procedures for documenting consensus on ASCA-sponsored *American National Standards*. ASCA's proposed scope of standards activity is as follows:

*The snow and ice management industry is comprised of more than 30,000 companies that manage snow and manage ice for public, commercial and residential properties. The companies range in size from multi-million dollar corporations with hundreds of employees to individuals working in the industry on a limited basis. The properties serviced by these companies range from major shopping complexes, hospitals, and airports, to individual residences and small businesses.*

*Safety and quality results are of utmost importance; and the industry, as a whole, strives to provide professional services following "best practices." These best practices include educating employees, following snow management procedures that result in safe and professional results and documenting their work and factors that impact the services performed.*

*Each year, thousands of snow contractors and property owners face lawsuits contending that their actions or inactions resulted in injury or damage. In many cases, these lawsuits could be avoided if snow contractors had industry standards to follow and documented their work.*

*The ASCA strives to produce and communicate industry standards that will result in safety for property owners as well as for the employees of snow contracting companies.*

To obtain a copy of ASCA's proposed operating procedures or to offer comments, please contact: Ms. Martha Corfman, Accredited Snow Contractors Association, 4020 Kinross Lakes Parkway, Suite 201, Richfield, OH 44286; phone: 330.523.5366; e-mail: [mcorfman@GIE.NET](mailto:mcorfman@GIE.NET). Please submit your comments to ASCA by **July 8, 2013**, with a copy to the Recording Secretary, ExSC in ANSI's New York Office (e-mail: [Jthompso@ANSI.org](mailto:Jthompso@ANSI.org)). As the proposed procedures are available electronically, the public review period is **30 days**. You may view or download a copy of ASCA's proposed operating procedures from *ANSI Online during the public review period* at the following URL:

<http://publicaa.ansi.org/sites/apdl/Documents/Forms/AllItems.aspx?RootFolder=%2fsites%2fapdl%2fDocuments%2fStandards%20Activities%2fPublic%20Review%20and%20Comment%2fANS%20Accreditation%20Actions&View=%7b21C60355%2dAB17%2d4CD7%2dA090%2dBABEEC5D7C60%7d>.

# Information Concerning

## International Organization for Standardization (ISO)

### Call for Comments

### ISO/TMB – Standards under Systematic Review

Every International Standard published by ISO shall be subject to systematic review in order to determine whether it should be confirmed, revised/amended, converted to another form of deliverable, or withdrawn at least once every five years.

ISO has launched Systematic Review ballots on the following standards that are the responsibility of the ISO/TMB:

- **ISO 310:1992 (Ed 3, vers 4)**, Manganese ores and concentrates -- Determination of hygroscopic moisture content in analytical samples -- Gravimetric method
- **ISO 312:1986 (Ed 3, vers 4)**, Manganese ores -- Determination of active oxygen content, expressed as manganese dioxide -- Titrimetric method
- **ISO 554:1976 (vers 6)**, Standard atmospheres for conditioning and/or testing -- Specifications
- **ISO 4293:1982 (vers 3)**, Manganese ores and concentrates -- Determination of phosphorus content -- Extraction-molybdovanadate photometric method
- **ISO 4296-1:1984 (vers 3)**, Manganese ores -- Sampling -- Part 1: Increment sampling
- **ISO 4571:1981 (vers 5)**, Manganese ores and concentrates -- Determination of potassium and sodium content -- Flame atomic emission spectrometric method
- **ISO 5890:1981 (vers 5)**, Manganese ores and concentrates -- Determination of silicon content -- Gravimetric method
- **ISO 6129:1981 (vers 5)**, Chromium ores -- Determination of hygroscopic moisture content in analytical samples -- Gravimetric method
- **ISO 6130:1985 (vers 3)**, Chromium ores -- Determination of total iron content -- Titrimetric method after reduction
- **ISO 7990:1985 (vers 3)**, Manganese ores and concentrates -- Determination of total iron content -- Titrimetric method after reduction and sulfosalicylic acid spectrophotometric method
- **ISO 8530:1986 (vers 4)**, Manganese and chromium ores -- Experimental methods for checking the precision of sample division
- **ISO 8542:1986 (vers 4)**, Manganese and chromium ores -- Experimental methods for evaluation of quality variation and methods for checking the precision of sampling

As there is no accredited U.S. TAG to provide the U.S. consensus positions on these documents, we are seeking comments from any directly and materially affected parties.

Organizations or individuals interested in submitting comments or in requesting additional information should contact [ISOT@ansi.org](mailto:ISOT@ansi.org).



**ASME B16.15-2011** 20XX

Proposed Revision of (Revision of ASME B16.15-2000) 2011

# Cast Copper Alloy Threaded Fittings

## Classes 125 and 250

---

Draft Date 05/2013

TENTATIVE  
SUBJECT TO REVISION OR WITHDRAWAL  
Specific Authorization Required for Reproduction or Quotation  
ASME Codes and Standards

# See Attachment A on the next page for all changes made to Section 7

## 7 THREADING

### 7.1 Types of Threads

All pipe fittings shall be threaded with ANSI/ASME B1.20.1 general purpose pipe threads and shall have taper threads, except wrought couplings (Tables 2 and I-2), wrought caps (Tables 3 and I-3), and wrought bushings (Tables 4 and I-4) in NPS  $\frac{1}{8}$ , NPS  $\frac{1}{4}$ , NPS  $\frac{3}{8}$ , and NPS  $\frac{1}{2}$ , which may have straight internal threads.

### 7.2 Tolerances

The permissible tolerance in taper threading shall be limited to one turn large or one turn small from the gaging face on ring and gaging notch on plug, when using working gages. The variations in straight threading shall be limited to one and one-half turns large or small from gaging notch on plug, when using taper pipe thread working gage. The reference point for gaging internal fittings threads depends upon the chamfer diameter. When the internal chamfer diameter exceeds the major diameter of the internal thread, the reference point is the last thread scratch on the chamfer cone. When the internal chamfer diameter does not exceed the major diameter of the internal thread, the reference point is the end of the fitting.

### 7.3 Countersink or Chamfer

All internal threads shall not be countersunk a distance of less than one-half the pitch of the thread at an angle of approximately 45 deg with the axis of the thread, and all external threads shall be chamfered at an angle of 30 deg to 45 deg with the axis, both for the purpose of easier entrance in making a joint and for protection of the thread. Countersinking and chamfering shall be concentric with the threads.

### 7.4 Length of Thread

The length of threads specified in all tables shall be measured to include the countersink or chamfer.

### 7.5 Alignment

The maximum allowable variation in the alignment of threads of all openings of threaded pipe fittings shall be 1 mm/m (0.06 in./ft) or 0.5%.

### 7.6 Bushings

All bushings shall be threaded with American National Standard taper pipe threads, except those sizes of wrought bushings listed in para. 7.1, which may have straight internal threads. Gaging of all threads shall comply with ANSI/ASME B1.20.1, except those sizes of outside bushings where the external thread lengths are shorter than required by ANSI/ASME B1.20.1. These bushings should be threaded so that when making up the joint, the shoulder of the head will not interfere. To ensure this, the threads, when made to the minimum

length, shall be gaged as listed below with a tolerance of one turn large or small.

- (a) NPS  $\frac{1}{4}$  to NPS  $1\frac{1}{2}$  included, 1 turn large
- (b) NPS 2,  $1\frac{1}{2}$  turns large
- (c) NPS  $2\frac{1}{2}$  to NPS 8 included, 2 turns large

An outside bushing is one having any part of the hexagon or octagon protruding beyond the outside diameter of the large end of the external thread.

## 8 RIBS

The addition of ribs or lugs is permitted on threaded pipe fittings. Where ribs are used, it is recommended that their thickness be the same as specified for the metal thickness of the pipe fitting.

- (a) Right-hand couplings shall not have more than two ribs.
- (b) Right- and left-hand couplings shall have four or more ribs unless the left-hand opening is clearly marked "L," in which case the use of ribs is optional with the manufacturer.
- (c) Wrought couplings do not require opening markings.

## 9 SURFACE FINISH

Cast pipe fittings shall be furnished with a rough exterior surface, free of sand inclusions, fins, and gate protrusions.

## 10 FITTING DIMENSIONS

(a) Tables of center-to-end dimensions are given for both straight and reducing pipe fittings. Dimensions and tolerances shown as whole or multiples of 0.5 mm may differ slightly in absolute value from the corresponding dimensions in Mandatory Appendix I. Any dimension that is within tolerance by either SI or Customary measurement is considered to be in conformance with this Standard.

(b) The dimensions shown in Tables 5 through 9 (Tables I-5 through I-9) for fittings are for use only when making patterns for the specific reducing pipe fitting in question and do not apply when a larger size pattern is bushed to make the reducing pipe fitting wanted. Reducing pipe fitting patterns shall be designed to produce wall thicknesses and detail and dimensions as required for the sizes involved.

(c) The sketches of fittings accompanying Tables 2 through 12 (Tables I-2 through I-12) are representative and are included for the purpose of illustration.

## 11 TOLERANCES

### 11.1 Convention

For determining conformance with this Standard, the convention for fixing significant digits where limits

(11)

# Attachment A

## 7 Threads

**7.1 Thread Form** All threads shall be in accordance with ASME B1.20.1.

**7.1.1 Countersinks and Chamfers** All internal taper pipe threads shall be countersunk or chamfered a distance of not less than one-half the pitch of the thread at an angle of approximately 45 degrees with the axis of the thread. External taper pipe threads shall be chamfered at an angle between 30 degrees and 45 degrees with the axis, for easier entrance in making a joint and protection of the thread. Countersinking and chamfering shall be concentric with the threads. The length of threads specified in all tables shall be measured to include the countersink or chamfer.

**7.1.2 Alignment** The maximum allowable variation in the alignment of threads of all openings shall be 5.0 mm/m (0.06 in/ft).

**7.1.3 Internal Threading** All fittings with internal threads, except as allowed in 7.1.3(a), shall be threaded with ASME B1.20.1 NPT threads. The reference point for gaging is the starting end of the fitting, provided the chamfer does not exceed the major diameter of the internal thread. When a chamfer on the internal thread exceeds this limit, the reference point becomes the last thread scratch on the chamfer cone.

**7.1.3(a)** Wrought couplings (Tables 2 and I-2), wrought caps (Tables 3 and I-3) and wrought bushings (Tables 4 and I-4) in sizes NPS 1/8, NPS 1/4, NPS 3/8, and NPS 1/2 shall have either NPT or NPSC internal threads.

**7.1.4 External Threading** All externally threaded fittings shall be threaded with ASME B1.20.1 NPT threads. The reference point for gaging is the end of the thread, provided the chamfer is not smaller than the minor diameter of the external thread. When a chamfer on the external thread exceeds this limit, the reference point becomes the last thread scratch on the chamfer cone.

**7.2 Gaging Tolerances** For taper pipe threads, the variation in threading shall be limited to one turn large or small from the gaging notch on the plug or the gaging face of the ring when using working gages. For straight pipe threads, the variation in threading shall be limited to one and one-half turns large or small from the gaging notch on the plug when using working gages.

Not for publication. This document is part of the NSF International standard development process. This draft text is for circulation for review and/or approval by a NSF Standards Committee and has not been published or otherwise officially adopted. All rights reserved. This document may be reproduced for informational purposes only.

## Sustainability Assessment for Carpet

·  
·

### 4.7 Boundaries

The boundaries for this Standard are shown in Annex A, Figure A1 and Annex B, Figure B1. Boundaries for each credit are specified within the section. Annex B, Figure B1 shows first tier suppliers. First tier suppliers are delineated as those that cross the boundary in Figure B1 and within the box are the manufacturing facilities. Annex A, Figure A1 is a full life cycle of the carpet product – cradle to grave.

·  
·

#### 6.3.3.1 Inventory of air, water and waste (media) pollutants

The boundary for this credit shall be Annex A, Figure A1. A manufacturer shall receive four points for reporting year 2000 process outflow data (emissions) for compliant products or product lines using the following TRACI (Tool for the Reduction and Assessment of Chemical and other environmental Impacts) life cycle impact assessment methods:

·  
·

#### 6.3.3.2 Output PBT emissions and emissions from other chemicals of concern

The boundary for this credit shall be Annex B, Figure B1 for the manufacturing facility or facilities. A manufacturer shall receive one point for documenting that it does not have any PBT emissions at or above USEPA CERCLA reportable quantities as described in Annex B, Table B.1.

#### 6.3.3.3 Reduction of toxic chemicals and media pollutants (for the years 1986-1999)

A manufacturer shall document pollution reductions beyond federal, state, or local regulatory compliance from 1986-1999 through the manufacturer's environmental management system (EMS) or an ISO 14040 compliant LCA. The baseline is 1986-1999 data (the baseline year may be selected based on year and availability) ~~derived from a manufacturer EMS or ISO 14040 compliant LCA.~~

A manufacturer may be awarded points for compliance with either 6.3.3.3.1 or 6.3.3.3.2. The manufacturer cannot be awarded points for compliance with both sections.

##### 6.3.3.3.1 Voluntary pollutant reductions beyond compliance

The boundary for this credit shall be Annex B, Figure B1 for the manufacturing facility or facilities. A manufacturer may document voluntary pollutant reductions beyond federal, state, or local regulatory compliance from 1986-1999 for ~~the any~~ of following categories at each range identified in Table 6.1:

·  
·

##### 6.3.3.3.2 Pollutant and toxic chemicals reduction through LCA

The boundary for this credit shall be Annex A, Figure A1. As an alternative to 6.3.3.3.1, if a manufacturer has LCA data available for the years 1986-1999, the manufacturer ~~may shall~~ document an average reduction of toxic chemicals and media pollutants, per unit of production, in at least six of the following environmental life cycle impact categories:

·  
·

#### 6.3.3.4 Reduction of specified life cycle impact categories (for the years 2000-present)

The boundary for this credit shall be Annex A, Figure A1. A manufacturer may achieve an average reduction in at least six of the environmental life cycle impact categories identified in Table 6.3.

·  
·

Not for publication. This document is part of the NSF International standard development process. This draft text is for circulation for review and/or approval by a NSF Standards Committee and has not been published or otherwise officially adopted. All rights reserved. This document may be reproduced for informational purposes only.

### 6.3.4 Minimization of indoor carcinogenic VOC emissions

A manufacturer may earn one point for meeting this requirement for the product being certified. Carcinogenic or reproductive toxicant VOCs shall not emit from products at levels above the Safe Exposure Levels (SELs) as described in section 8.2 of CA/DHS/EHLB/R-174. CRI Green Label Plus VOC testing data may be used to perform the calculations for meeting this requirement pursuant to Standard Practice 174 including in 6.3.2 cited above.

### 6.3.5 Reduction in chemical and pollutant emissions

#### 6.3.5.1 Minimization of indoor formaldehyde emissions

A manufacturer may earn one point for meeting this requirement for the product being certified. The maximum concentration for formaldehyde emitted at 96 h in emissions tests (following a 10-d conditioning period), shall not result in a modeled indoor air concentration greater than half the chronic reference exposure level (CREL) established by California Office of Environmental Health Hazard Assessment (OEHHA). Testing shall be in accordance with CA/DHS/EHLB/R-174. Test results in accordance with Green Label Plus methodology (e.g., 24 h test results) for formaldehyde should be below a modeled concentration of  $16 \mu\text{g}/\text{m}^3$  at 24 h to ensure that formaldehyde emissions would not exceed the  $\frac{1}{2}$  CREL of  $4.5 \mu\text{g}/\text{m}^3$  after 10-d conditioning and at 96 h.

#### 6.3.5.2 Document restrictions on supply chain PBT chemicals and other chemicals of concern

##### 6.3.5.2.1 Supplier's material and process inputs present at 1%

The boundary for this credit shall be Annex B, Figure B1. A manufacturer shall receive one point for obtaining documentation from first tier suppliers (one step upstream) of the manufacturing facility (~~see Annex B, Figure B1~~) that identifies all material and process inputs present at 1% (10 parts per thousand) or greater of the incoming raw materials including materials identified as PBT per Annex B, Table B.1. This shall apply to the incoming raw materials that result in 1% or greater of the final product.

##### 6.3.5.2.2 PBTs released as process outputs

The boundary for this credit shall be Annex B, Figure B1. A manufacturer shall receive one point for obtaining documentation from first tier suppliers (one step upstream) of the manufacturing facility (~~see Annex B, Figure B1~~) demonstrating that PBT chemicals and other chemicals of concern are not released as process outputs (emissions) at the point of manufacture at or above CERCLA reportable quantity (RQ) reporting thresholds. The manufacturer shall document that first tier suppliers do not have PBT emissions at or above the reporting thresholds described in Annex B, Table B.1 for supply chain materials used in the product being certified. This shall apply to the incoming raw materials that result in 1% or greater of the final product.

##### 6.3.5.2.3 PBTs used in materials or process inputs

The boundary for this credit shall be Annex B, Figure B1. A manufacturer shall receive one point for obtaining documentation from first tier suppliers (one step upstream) of the manufacturing facility (~~see Annex B, Figure B1~~) that PBT chemicals and other chemicals of concern are not present used in supply chain materials used in the product being certified and that process inputs are below TRI reporting thresholds and documenting that suppliers' PBT emissions are below reporting thresholds as described in Annex B, Table B.1. This shall apply to the incoming raw materials that result in 1% or greater of the final product.

•  
•  
•

### 7.2.1 Inventory of electrical and thermal energy (prerequisite)

The boundary for this credit shall be Annex B, Figure B1. For the manufacturing facility or facilities only, the manufacturer shall receive one point for documenting 100% of production electrical and thermal energy requirements. Thermal energy is energy such as heat or steam for industrial, commercial, heating, or cooling purposes, including through the sequential

Not for publication. This document is part of the NSF International standard development process. This draft text is for circulation for review and/or approval by a NSF Standards Committee and has not been published or otherwise officially adopted. All rights reserved. This document may be reproduced for informational purposes only.

use of energy. For onsite-generated energy, the manufacturer shall identify the fuel type (e.g., natural gas, diesel oil, fuel oil, bauxite coal). For offsite-generated energy (e.g., supplied electricity), the manufacturer shall document the percent of energy derived from renewable versus non-renewable sources.

## 7.2.2 Manufacturer's use of renewable energy and/or energy reduction

### 7.2.2.1 Documented percentage of renewable energy and/or energy reduction

The boundary for this credit shall be Annex B, Figure B1. For the manufacturing facility or facilities only, the manufacturer shall earn points by documenting that a percentage of the total production energy requirements (electrical and thermal) is derived from renewable energy sources meeting Green-e requirements and/or that the manufacturing facility has reduced energy use by a documented percentage. For renewable energy, conformance to this criterion may be demonstrated by the use of on-site owner-generated renewable energy meeting Green-e requirements, renewable energy supplied from offsite sources meeting Green-e requirements, or certified Green-e Power or certified Green-e Tradable Renewable Certificates<sup>1</sup>. The renewable energy sources shall meet Green-e requirements.

•  
•

### 7.2.3 Suppliers' use of renewable energy

The boundary for this credit shall be Annex B, Figure B1. A manufacturer shall receive points for obtaining documentation from first tier suppliers of materials present in the finished product at 1% or greater that lists the total production energy (electrical and thermal) derived from renewable energy sources meeting Green-e requirements used by the suppliers. Conformance to this criterion can be demonstrated by the use of on-site owner-generated renewable energy meeting Green-e requirements, renewable energy supplied from off site sources meeting Green-e requirements, or certified Green-e Power or certified Green-e Tradable Renewable Certificates. The renewable energy sources shall meet Green-e requirements.

•  
•

### 7.2.4 Greenhouse gas emissions inventory

The boundary for this credit shall be Annex B, Figure B1. For the manufacturing facility or facilities, a manufacturer shall receive one point for documenting reductions in greenhouse gas emissions resulting from energy use. The manufacturer shall calculate reductions in greenhouse gas emissions resulting from use of renewable energy and/or from energy reduction.

•  
•

## 8.2 Materials content inventory (prerequisite)

A manufacturer shall receive two points for documenting the bio-based, recycled, and EPP content in the product being certified. Recycled content shall be classified by post-industrial/pre-consumer or post-consumer materials in accordance with ISO 14021 and the FTC Environmental Marketing Guides.

•  
•

### 8.3.1 Bio-based materials

Verification of bio-based materials in the product being certified shall be through formula review, supplier letters, purchasing records, or ASTM D6866 testing report.

•  
•

### 8.3.2 Recycled content

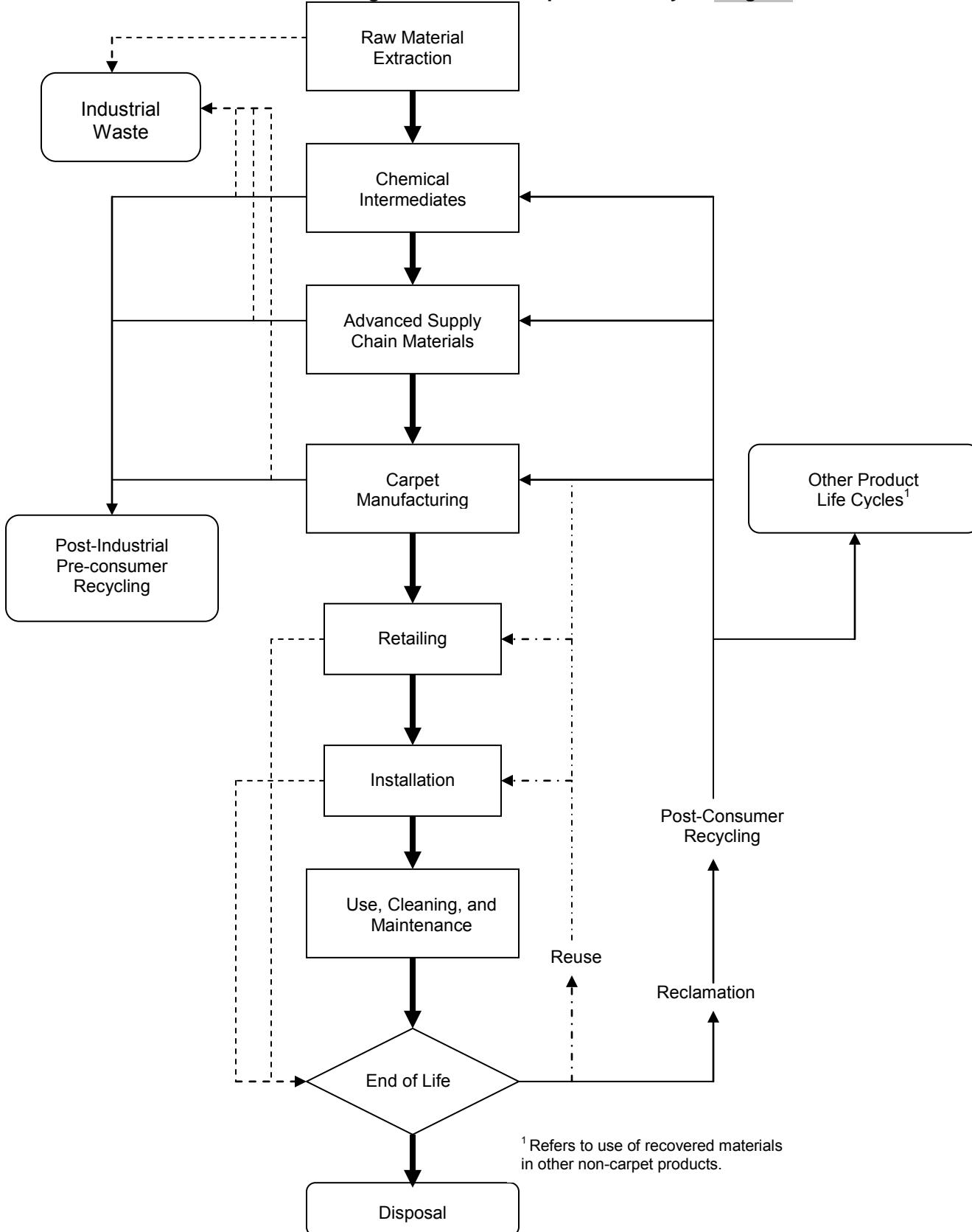
Verification of recycled content in the product being certified shall be through formula review, supplier letter(s) and/or purchasing records.

•  
•

<sup>1</sup> Information on the Green-e Tradeable Renewable Certificates can be found at <[www.green-e.org/what\\_is/dictionary/trc.html](http://www.green-e.org/what_is/dictionary/trc.html)>.

Not for publication. This document is part of the NSF International standard development process. This draft text is for circulation for review and/or approval by a NSF Standards Committee and has not been published or otherwise officially adopted. All rights reserved. This document may be reproduced for informational purposes only.

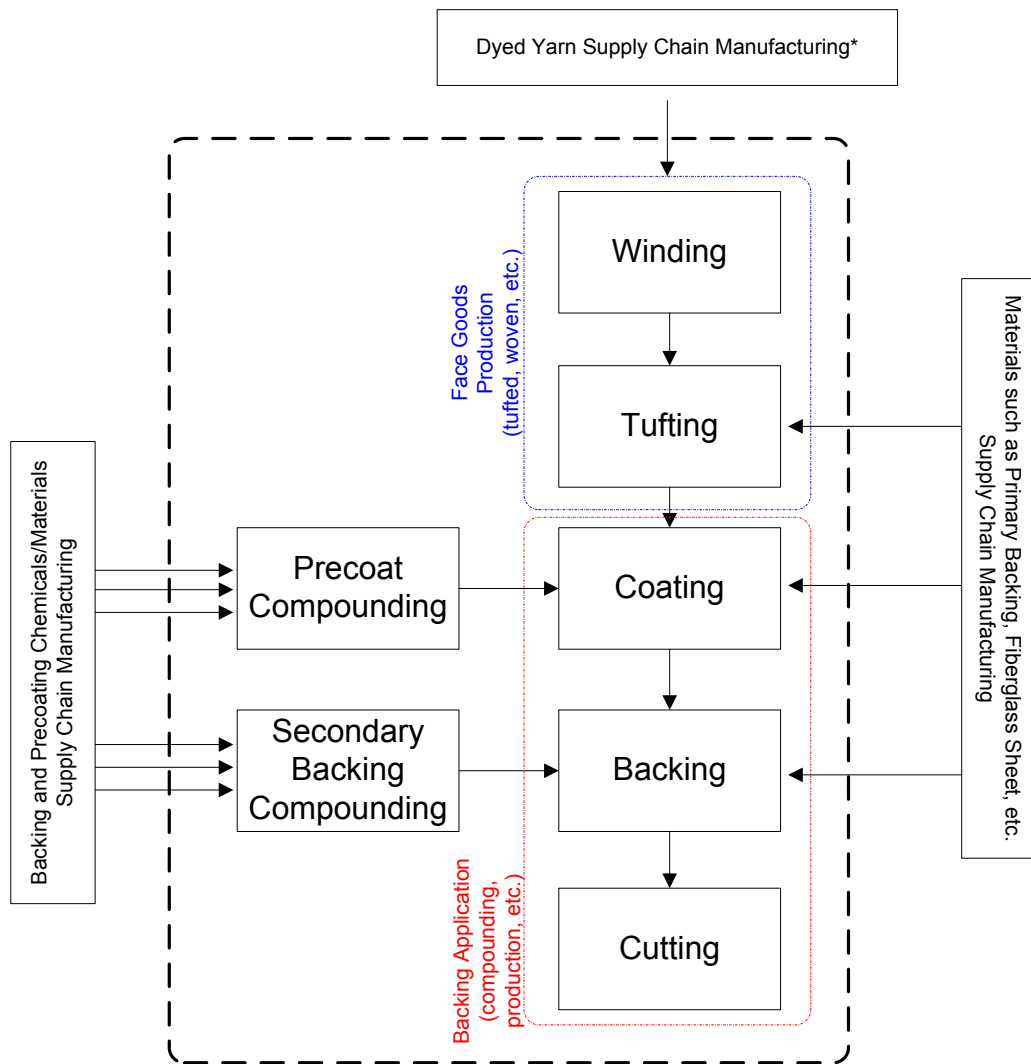
**Figure A.1 – General product life cycle Diagram**



<sup>1</sup> Refers to use of recovered materials in other non-carpet products.

Not for publication. This document is part of the NSF International standard development process. This draft text is for circulation for review and/or approval by a NSF Standards Committee and has not been published or otherwise officially adopted. All rights reserved. This document may be reproduced for informational purposes only.

Figure B.1 – Life-cycle credit boundaries for the purposes of toxics and social indicator reporting (T&SR) Boundaries for the Manufacturing Facility and Tier One Suppliers



\*For white dyeable yarn, the dyeing processes done in the manufacturing facility must be accounted for on a mass and energy basis.



## BSR/UL 82, Standard for Electric Gardening Appliances

### 1. Deletion of reference to asbestos

#### PROPOSAL

32.12 Ordinarily, the temperature of a coil or winding is to be measured by means of thermocouples mounted on the outside of the coil wrap. If the coil is inaccessible for mounting thermocouples (for example, a coil immersed in sealing compound), or if the coil wrap includes thermal insulation ~~such as asbestos~~, or more than 1/32 inch (0.79 mm) of cotton, paper, rayon, or similar insulation, the resistance method is to be used. For the thermocouple-measured temperature of a coil of an alternating-current motor other than a universal motor having a frame diameter of 7 inches (17.8 mm) or less (see Table 32.1), the thermocouple is to be mounted on the integrally applied insulation of the conductor.

### 2. Revisions to the Battery Voltage Level Requirements

#### PROPOSAL

SA1.5 Battery-operated gardening appliances which employ circuits presenting a risk of electric shock as defined in SA2.6 shall comply with this battery supplement and the requirements addressing the risk of electric shock contained within the Standard.

SA2.6 RISK OF ELECTRIC SHOCK (Including Startle Reaction) - For the purpose of these requirements, a risk of electric shock is considered to exist between parts of opposite polarity in any accessible part of a system if a potential greater than the following exists: 15 volts sinusoidal ac, 21.2 volts peak for non-sinusoidal ac, 30 volts dc, or 12.4 volts dc interrupted at a rate of 10–200 Hz voltage between parts having an average value exceeding 60 V d.c. or 42.4 V peak when the peak to peak ripple exceeds 10% of the average value.

UL copyrighted material. Not authorized for further reproduction without prior permission from UL.

## BSR/UL 296A, Standard for Safety for Waste Oil-Burning Air-Heating Appliances

### 1. Boiler assemblies

#### PROPOSAL

1.1 These requirements cover air-heating appliances of the central furnace and unit heater types and boiler assemblies intended for burning waste oil fuels and having fuel inputs rated no more than 20 gallons/hour (75.7 liters/hour) or approximately 3,000,000 Btu/hour (3,160,000 kJ/hour).

3.7.1 BOILER - A closed vessel in which water or some other liquid is heated or in which steam is generated or superheated, under pressure or vacuum, by direct application of heat.

3.7.2 BOILER, HIGH PRESSURE STEAM - A boiler in which steam is generated at a pressure higher than 15 psig (103 kPa).

3.7.3 BOILER, HIGH TEMPERATURE WATER - A boiler intended for operation at a pressure exceeding 160 psig (1103 kPa) or at a temperature exceeding 250°F (121°C) or both.

3.7.4 BOILER, HOT WATER - A boiler that furnishes hot water at a pressure not exceeding 160 psig (1103 kPa) and at a temperature not exceeding 250°F (121°C).

3.7.5 BOILER, LOW PRESSURE STEAM - A boiler in which steam is generated at a pressure not exceeding 15 psig (103 kPa).

## PART III - BOILERS, FURNACES, AND HEATERS

71.0 In addition to the requirements specified in Sections 1 - 36, a boiler assembly shall comply with the Construction requirements of the Standard for Safety for Oil-Fired Boiler Assemblies, UL 726, applicable to the following types:

- a) High pressure steam boiler,
- b) High temperature water boiler,
- c) Hot water boiler, and
- d) Low pressure steam boiler.

## PERFORMANCE - BOILERS

### 109A General

109A.1 A boiler assembly shall comply with the Performance requirements of Standard for Safety for Oil-Fired Boiler Assemblies, UL 726, as follows:

- a) Operation Tests
- b) Limit Control Cutout Test
- c) Low Water Cutoff of Boilers Test
- d) Continuous Operation Test

109A.2 In addition to 109A.1 and as applicable to the vent system design, a boiler assembly shall comply with the Performance requirements of Standard for Safety for Oil-Fired Boiler Assemblies, UL 726, as follows:

- a) Direct Vent System Leakage Test
- b) Wind Test
- c) Rain Tests
- d) Continuous Operation Test
- e) Impact Test

UL copyrighted material. Not authorized for further reproduction without prior permission from UL.

**BSR/UL 448B, Standard for Safety for Residential Fire Pumps Intended for One- and Two-Family Dwellings and Manufactured Homes**

For your convenience in review, proposed additions to existing requirements are shown underlined and proposed deletions are shown ~~lined-out~~.

**PROPOSAL FOR UL 448B**

5.5.1 PRESSURE, MAXIMUM NET - The maximum net pressure developed by the pump at rated speed which typically occurs at or near shutoff pressure.

6.6 The maximum stress on any bolt of a pressure-holding casting shall not exceed one-fourth the elastic limit of the material as computed by using the stress area. The stress area is defined by the equation:

$$A_s = 0.7854 \left( D - \frac{0.9743}{n} \right)^2$$

*in which:*

*A<sub>s</sub> is the stress area in square inches (m<sup>2</sup> × 1550);*

*D is the nominal diameter of bolt in inches (mm × 0.04); and*

*n is the number of threads per inch (25.4 mm).*

The load on the bolts is to be computed on the basis of the water pressure equivalent to the maximum working pressure ~~effective~~ over the area out to the centerline of the bolts.

6.9 Flange dimensions and bolt layouts used in pipe connections shall comply with the requirements in the Standard for Cast Iron Pipe Flanges and Flanged Fittings, ANSI/ASME B16.1 or other national pipe flange standards.

8.1 Impeller, impeller wearing rings, case wearing rings, shaft sleeves, guide or diffusion vane rings, interior nuts, glands, gland nuts, and drain plugs shall be of corrosion-resistant material.

11.5 For the tests described in 11.6 - 11.9 the applicable Level 1U A test tolerances as

specified in the American National Standard for Rotodynamic Pumps for Hydraulic Performance Acceptance Tests, ANSI/HI 14.6-2011 Hydraulic Institute Standards for Centrifugal, Rotary and Reciprocating Pumps are to be utilized.

11.9 A pump is to be tested at rated capacity and 150 percent of rated capacity with a water vacuum of 15 feet (4.57 m) at the pump suction flange (manometer location corrected to datum) ~~net positive suction head (NPSH) at the pump suction flange of 19 feet absolute (5.79 m) [minus 15 feet (minus 4.57 m)] at sea level and reduced by 0.001 feet (0.3 mm) for each foot (0.3 m) of elevation above sea level.~~ ~~as determined by a manometer installed at the inlet flange. During the test, the manometer is not to read less than 15 feet (4.57 m) of water vacuum when corrected to sea level and water temperature not exceeding 80°F (26.7°C).~~

UL copyrighted material. Not authorized for further reproduction without prior permission from UL.

## BSR/UL 1447, Standard for Electric Lawn Mowers

### 1. Revisions to the Battery Voltage Level Requirements for Battery-operated Lawn Mowers

#### PROPOSAL

SA1.5 Battery-operated lawn mowers which employ ~~levels above these~~ circuits presenting a risk of electric shock as defined in SA2.6 ~~or employ charging circuitry connected to a supply source exceeding the limits defined in SA2.6~~ shall comply with this battery supplement and other applicable the requirements addressing the risk of electric shock contained within the Standard.

SA2.6 RISK OF ELECTRIC SHOCK (Including Startle Reaction) - For the purpose of these requirements, a risk of electric shock is considered to exist between parts of opposite polarity in any accessible part of a system if a potential greater than the following exists: ~~15 volts sinusoidal ac, 21.2 volts peak for non-sinusoidal ac, 30 volts dc, or 12.4 volts dc interrupted at a rate of 10 - 200 Hz~~ voltage between parts having an average value exceeding 60 V d.c. or 42.4 V peak when the peak to peak ripple exceeds 10 percent of the average value.

UL copyrighted material. Not authorized for further reproduction without permission from UL.

**BSR/UL 2238, Standard for Cable Assemblies and Fittings for Industrial Control and Signal Distribution****1. Adding end-project flame test for an enclosure of a valve fitting.**

6.3.2 A polymeric material used for the enclosure of a valve fitting shall have a flammability classification of 5 VA in accordance with the Standard for Tests for Flammability of Plastic Materials for Parts in Devices and Appliances, UL 94. The flame class rating of the material shall be determined at the minimum thickness employed at the walls in the device which are critical to the functioning of the enclosure of the device.

Exception: A polymeric material used for the enclosure of a valve fitting is acceptable if the material is rated a minimum of HB and complies with the end product Flammability - 127 mm (5 inch) Flame Test requirements in the Standard for Polymeric Materials - Use in Electrical Equipment Evaluations, UL 746C.

UL copyrighted material. Not authorized for further reproduction without prior permission from UL.

## BSR/UL 8750, Standard for Safety for Light Emitting Diode (LED) Equipment for Use in Lighting Products

### 1. Add requirements for dimmable LED drivers for use with solid-state dimming controls electrically wired in series with the mains supply

~~8.3.19~~ ~~8.4.3~~ An LED driver marked or otherwise indicated by the manufacturer to be dimmable using a solid-state electronic dimming control that is electrically wired in series with the mains supply shall be additionally subject to ~~special~~ temperature testing procedures indicated in ~~8.3.8.1 – 8.3.8.3~~ 8.3.20 - 8.3.22.

~~8.3.20~~ ~~8.3.8.1~~ An The LED driver marked or otherwise indicated by the manufacturer to be dimmable using a solid-state electronic dimming control that is electrically wired in series with the mains supply, shall be operated with the input power supply source configured for each of the following test methods ~~1 – 4~~ 1, 2, and 3 (a and b) or test methods 1 and 4 (a and b). Test methods 1, 2, and 3 (a and b) apply when the LED driver is marked or otherwise indicated by the manufacturer to be dimmable. Test methods 1 and 4 apply when the LED driver is marked or otherwise indicated by the manufacturer for use with a specific dimmer. For all test methods, the LED driver output is operated at connected to its rated load for all methods.

Method 1 - ~~m~~ Mains supply: The LED driver shall be operated at rated input voltage directly from the mains supply.

Method 2 - ~~h~~ Half-wave rectified supply: The LED driver shall be operated from a source of supply with a single, appropriately rated semiconductor diode in series with the ungrounded conductor of the supply.

Method 3 - ~~l~~ Leading edge phase cut dimmer supply: The LED driver shall be operated with an adjustable leading edge phase cut dimmer electrically wired in series with the supply, in accordance with the following: a) The dimmer shall not contain any components in its output circuitry for waveform smoothing. b) The dimmer shall produce an output waveform with a variable conduction angle similar to that depicted in Figure 8.1.1. This is to be confirmed by observing the input supply waveform to the LED driver using an oscilloscope. c) The dimmer shall be adjusted for:

- a) maximum input current, and
- b) maximum input power to the LED driver.

~~Method 4 – trailing edge phase cut dimmer supply: Same as Method 3, except that the LED driver shall be operated with an adjustable trailing edge phase cut dimmer. The dimmer shall produce an output waveform with a variable conduction angle similar to that depicted in Figure 8.1.2.~~

*Exception: An LED driver marked or otherwise identified for use only with specific dimmers shall be operated with the input power supply source configured for test method 5 in lieu of test methods 2, 3, and 4.*



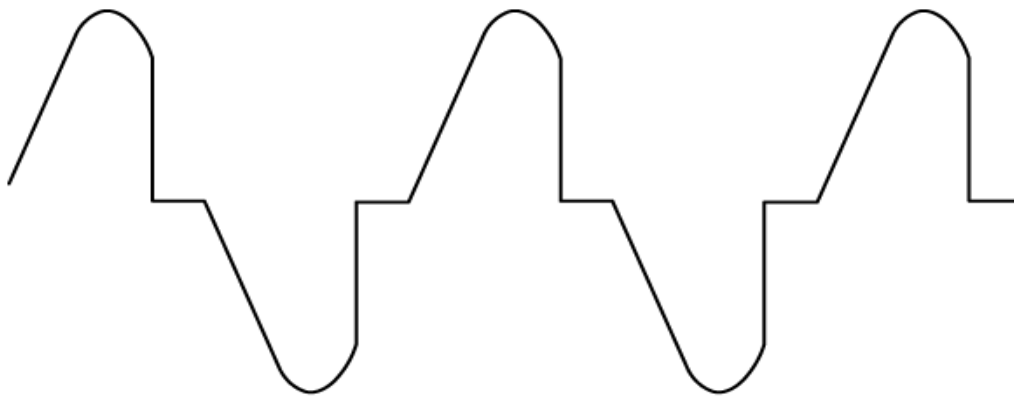
Method 5.4 - specific dimmers: The LED driver shall be operated with the specific dimmers. Each When an LED driver is marked or otherwise identified for use only with a specific dimmer, it shall be configured and tested with the dimmer shall be adjusted for:

- a) Maximum input current,  $I_i$  and
- b) Maximum input power to the LED driver.

The LED driver output is operated at rated load.

**Figure 8.1.2**

**Trailing edge phase-cut type dimmer output waveform**



su1451

UL copyright

no permission from UL.

~~8.3.21~~ ~~8.3.8.2~~ During testing described in ~~methods 2–5 in 8.3.8.1~~ 8.3.20, the LED driver input and output supply conditions electrical parameters ( $V_i$  &  $A_i$ ,  $W$ ), including image of the waveforms, are to be recorded. The input current shall comply with 8.2.2.

~~8.3.22~~ ~~8.3.8.3~~ During testing described in ~~8.3.8.1~~ 8.3.20, when possible, the same sample LED driver shall be used for all test methods.

9.3.4 An LED driver that complies with test methods ~~4–4~~ 1, 2, and 3 in ~~8.3.8.1~~ 8.3.20 is permitted to be marked "dimmable." The manufacturer is also permitted to identify the LED driver as "dimmable" in the accompanying documents. When either marking is provided, the accompanying documents shall identify that dimming refers to a solid-state electronic dimming control that is electrically wired in series with the mains supply.

9.3.5 An LED driver that complies with test methods 1 and ~~5~~ 4 in ~~8.3.8.1~~ 8.3.20 is permitted to be marked "dimmable - use only dimmer model(s) xxx made by xxx" or equivalent. The manufacturer is also permitted to include "dimmable - use only dimmer model(s) xxx made by xxx" or equivalent in the accompanying documents.

**UL copyrighted material. Not authorized for further reproduction without prior permission from UL.**